

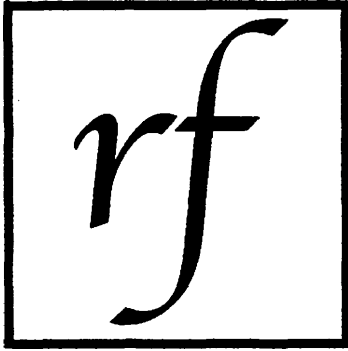
Crowley County, Colorado
Financial Statements
December 31, 2023

**Crowley County, Colorado
Table of Contents
December 31, 2023**

	Page
Table of Contents	i
Independent Auditor’s Report	1
Management’s Discussion and Analysis	iii
Government-Wide Financial Statements:	
Statement of Net Position	4
Statement of Activities	5
Fund Financial Statements:	
Balance Sheet - Governmental Funds	6
Reconciliation of the Governmental Funds Balance Sheet to the Statement of Net Position	7
Statement of Revenues, Expenditures, and Changes in Fund Balances - Governmental Funds	8
Reconciliation of the Statement of Revenues, Expenditures, and Changes in Fund Balances of Governmental Funds to the Statement of Activities	9
Statement of Net Position - Proprietary Funds	10
Statement of Revenues, Expenses, and Changes in Fund Net Position - Proprietary Funds	11
Statement of Cash Flows - Proprietary Funds	12
Statement of Fiduciary Net Position - Custodial Funds	14
Statement of Changes in Fiduciary Funds – Custodial Funds	15
Notes to the Financial Statements	16
Required Supplementary Information:	
Schedule of Revenues and Expenditures - Budget & Actual - General Fund	29
Schedule of Revenues and Expenditures - Budget & Actual - Road & Bridge Fund	30
Schedule of Revenues and Expenditures - Budget & Actual - Department of Human Services	31

Crowley County, Colorado
Table of Contents
December 31, 2023
(continued)

	Page
Supplementary Information:	
Schedule of Revenues and Expenditures - Budget & Actual - Water Fund	32
Schedule of Revenues and Expenditures - Budget & Actual - Ambulance Fund	33
Balance Sheet - Other Governmental Funds	34
Schedule of Revenues, Expenditures, and Changes in Fund Balance – Other Governmental Funds	35
Schedule of Revenues and Expenditures - Budget & Actual - EMS/Fire Fund	36
Schedule of Revenues and Expenditures - Budget & Actual - Revolving Loan Fund	37
Schedule of Revenues and Expenditures - Budget & Actual - E-911 Fund	38
Schedule of Revenues and Expenditures - Budget & Actual - Conservation Trust Fund	39
Schedule of Revenues and Expenditures - Budget & Actual - Contingent Fund	40
Schedule of Revenues and Expenditures - Budget & Actual - SERAHB Fund	41
Schedule of Revenues and Expenditures - Budget & Actual - SECOR Fund	42
Local Highway Finance Report	43
Schedule of Findings and Questioned Costs	45
Schedule of Expenditure of Federal Awards	46
Report on Internal Control over Financial Reporting and on Compliance and Other Matters Based on an Audit of Financial Statements Performed in Accordance with <i>Government Auditing Standards</i>	47
Report on Compliance for each Major Federal Program and Report on Internal Control over Compliance in Accordance with Uniform Guidance	49



Independent Auditor's Report

Board of County Commissioner
Crowley County, Colorado

Report on the Audit of the Financial Statements

Opinions

We have audited the financial statements of the governmental activities, the business-type activities, each major fund, and the aggregate remaining fund information of Crowley County (the "County"), as of and for the year ended December 31, 2023, and the related notes to the financial statements, which collectively comprise the County's basic financial statements as listed in the table of contents.

In our opinion, the accompanying financial statements present fairly, in all material respects, the respective financial position of the governmental activities, the business-type activities, each major fund, and the aggregate remaining fund information of the County, as of December 31, 2023, and the respective changes in financial position and, where applicable, cash flows thereof for the year then ended in accordance with accounting principles generally accepted in the United States of America.

Basis for Opinions

We conducted our audit in accordance with auditing standards generally accepted in the United States of America (GAAS) and the standards applicable to financial audits contained in *Government Auditing Standards*, issued by the Comptroller General of the United States. Our responsibilities under those standards are further described in the Auditor's Responsibilities for the Audit of the Financial Statements section of our report. We are required to be independent of the County and to meet our other ethical responsibilities, in accordance with the relevant ethical requirements relating to our audit. We believe that the audit evidence we have obtained is sufficient and appropriate to provide a basis for our audit opinions.

Responsibilities of Management for the Financial Statements

The County's management is responsible for the preparation and fair presentation of the financial statements in accordance with accounting principles generally accepted in the United States of America, and for the design, implementation, and maintenance of internal control relevant to the preparation and fair presentation of financial statements that are free from material misstatement, whether due to fraud or error.

In preparing the financial statements, management is required to evaluate whether there are conditions or events, considered in the aggregate, that raise substantial doubt about the County's ability to continue as a going concern for twelve months beyond the financial statement date, including any currently known information that may raise substantial doubt shortly thereafter.

Auditor's Responsibilities for the Audit of the Financial Statements

Our objectives are to obtain reasonable assurance about whether the financial statements as a whole are free from material misstatement, whether due to fraud or error, and to issue an auditor's report that includes our opinions. Reasonable assurance is a high level of assurance but is not absolute assurance and therefore is not a guarantee that an audit conducted in accordance with GAAS will always detect a material misstatement when it exists. The risk of not detecting a material misstatement resulting from fraud is higher than for one resulting from error, as fraud may involve collusion, forgery, intentional omissions, misrepresentations, or the override of internal control. Misstatements are considered material if there is a substantial likelihood that, individually or in the aggregate, they would influence the judgment made by a reasonable user based on the financial statements.

In performing an audit in accordance with GAAS, we:

- Exercise professional judgment and maintain professional skepticism throughout the audit.
- Identify and assess the risks of material misstatement of the financial statements, whether due to fraud or error, and design and perform audit procedures responsive to those risks. Such procedures include examining, on a test basis, evidence regarding the amounts and disclosures in the financial statements.
- Obtain an understanding of internal control relevant to the audit in order to design audit procedures that are appropriate in the circumstances, but not for the purpose of expressing an opinion on the effectiveness of the County's internal control. Accordingly, no such opinion is expressed.
- Evaluate the appropriateness of accounting policies used and the reasonableness of significant accounting estimates made by management, as well as evaluate the overall presentation of the financial statements.
- Conclude whether, in our judgment, there are conditions or events, considered in the aggregate, that raise substantial doubt about the County's ability to continue as a going concern for a reasonable period of time.

We are required to communicate with those charged with governance regarding, among other matters, the planned scope and timing of the audit, significant audit findings, and certain internal control-related matters that we identified during the audit.

Required Supplementary Information

Accounting principles generally accepted in the United States of America require that the management's discussion and analysis and budgetary comparison information on pages iii-x and 29-31 be presented to supplement the basic financial statements. Such information is the responsibility of management and, although not a part of the basic financial statements, is required by the Governmental Accounting Standards Board who considers it to be an essential part of financial reporting for placing the basic financial statements in an appropriate operational, economic, or historical context. We have applied certain limited procedures to the required supplementary information in accordance with auditing standards generally accepted in the United States of America, which consisted of inquiries of

management about the methods of preparing the information and comparing the information for consistency with management's responses to our inquiries, the basic financial statements, and other knowledge we obtained during our audit of the basic financial statements. We do not express an opinion or provide any assurance on the information because the limited procedures do not provide us with sufficient evidence to express an opinion or provide any assurance.

Supplementary Information

Our audit was conducted for the purpose of forming opinions on the financial statements that collectively comprise the County's basic financial statements. The supplementary information on pages 29-44 and schedule of expenditures of federal awards, as required by Title 2 U.S. Code of Federal Regulations, Part 200, Uniform Administrative Requirements, Cost Principles, and Audit Requirements for Federal Awards are presented for purposes of additional analysis and are not a required part of the basic financial statements.

The supplementary information and the schedule of expenditures of federal awards is the responsibility of management and was derived from and relates directly to the underlying accounting and other records used to prepare the basic financial statements. Such information has been subjected to the auditing procedures applied in the audit of the basic financial statements and certain additional procedures, including comparing and reconciling such information directly to the underlying accounting and other records used to prepare the basic financial statements or to the basic financial statements themselves, and other additional procedures in accordance with auditing standards generally accepted in the United States of America. In our opinion, the accompanying supplementary information is fairly stated, in all material respects, in relation to the basic financial statements as a whole.

Other Reporting Required by *Government Auditing Standards*

In accordance with *Government Auditing Standards*, we have also issued our report dated May 21, 2024, on our consideration of the County's internal control over financial reporting and on our tests of its compliance with certain provisions of laws, regulations, contracts, and grant agreements and other matters. The purpose of that report is solely to describe the scope of our testing of internal control over financial reporting and compliance and the results of that testing, and not to provide an opinion on the effectiveness of internal control over financial reporting or on compliance. That report is an integral part of an audit performed in accordance with *Government Auditing Standards* in considering the County's internal control over financial reporting and compliance.

rfarmer, llc

May 21, 2024

**CROWLEY COUNTY, COLORADO
MANAGEMENT'S DISCUSSION AND ANALYSIS
FOR THE YEAR ENDING DECEMBER 31, 2023**

The Management's Discussion and Analysis (MD&A) section is designed to assist the reader in focusing on significant financial issues, providing an overview of the County's financial activity, and identifying changes in the County's financial condition, material deviations from the financial budget and individual fund issues or concerns. Please read this section in conjunction with the County's financial statements, which follow this section.

Financial Highlights (revenues & expenditures, net position)

- In 2023, Crowley County experienced a 15% increase in revenue and a 17% increase in expenditures.
- Primary factors affecting the increase in governmental activity revenues include:
 - ✓ Unrestricted investment earnings increased \$330,032 due to the high interest rates on our investments.
 - ✓ Operating grant and contribution revenues increased by \$885,560 due to the receipt of over half a million in overall grant funds, an increase in state and federal funds for the Department of Human Services, and receipt of funds from the National Opioid Settlement since we are the Fiscal Agent.
 - ✓ Miscellaneous revenues increased \$203,020 due to the receipt of unanticipated funds from a variety of local entities and mini grants.
- Business-type activity revenue decreased 8%. The primary factor for this decrease was \$497,016 less in operating grants and contributions. In 2022, the water fund received \$588,639 in grant proceeds.
- The increase in governmental activity expenditures is the direct result of a \$976,332 increase in Department of Human Service (DHS) expenditures. DHS has several families with an abnormally large number of children that are in out-of-home placement. Childcare, legal services, travel costs, and personnel wages have increased across the board for child welfare. Additionally, two new full-time personnel were hired to assist with income maintenance programs.
- The primary factors contributing to the increase in expenditures for business-type activities include:
 - ✓ Contracted services for the water fund increased by 42%.
 - ✓ A large-dollar capital project was completed in the water fund and depreciation expense increased by 46%.
- Our overall net position increased \$1,564,626 (9%) over 2022.

Overview of the Financial Statement

The County's basic financial statements are comprised of three components: 1) government-wide financial statements; 2) fund financial statements; and 3) notes to the financial statements. This discussion and analysis are intended to serve as an introduction to the basic financial statements. This report also contains the required supplementary and other supplementary information in addition to the basic financial statements.

Government-Wide Financial Statement – The government-wide financial statements are designed to provide readers with a broad overview of County finances, in a manner similar to private-sector financial statements. The government-wide financial statements of the County are divided into two categories:

- **Governmental Activities** – Most of the County's basic services are included here, such as general government, public safety, judicial, economic development, building inspection and land use planning, road and bridge maintenance, emergency response, human services, and park and recreation.
- **Business-Type Activities** – The County charges fees to customers to help it cover the costs of certain services. Ambulance and water services are included here.

The **Statement of Net Position** presents information on all the County's assets, deferred outflows of resources, liabilities, and deferred inflows of resources, with the difference between these items reported as net position. Over time, increases or decreases in net position may serve as a useful indicator of whether the financial position of Crowley County is improving or deteriorating.

The **Statement of Activities** presents information showing how the County’s net position changed during the fiscal year. All changes in net position are reported when the underlying event giving rise to the change occurs, regardless of the timing of related cash flows. Thus, revenues and expenses are reported in this statement for some items that will result in cash flows in future fiscal periods such as accounts payable or uncollected taxes.

Fund Financial Statement

A fund is a grouping of related accounts that is used to maintain control over resources that have been segregated for specific activities or objectives. Funds are accounting devices that the County uses to keep track of specific sources of funding and spending for particular purposes. The County uses fund accounting to ensure and demonstrate compliance with legal requirements for financial transactions and reporting. The County has three kinds of funds: governmental funds, proprietary funds, and fiduciary funds.

- **Governmental funds** – Governmental funds are used to account for the same functions as those reported under the governmental activities on the government-wide financial statements. However, this set of financial statements focuses on events that produce near-term inflows and outflows of spendable resources, as well as on balances of spendable resources available at the end of the fiscal year. Such information may be useful in evaluating a government’s near-term financial requirements.

By comparing functions between the two sets of statements for governmental funds and governmental activities, readers may better understand the long-term impact of the government’s near-term financing decisions. The Governmental Funds Balance Sheet and the Governmental Funds Statement of Revenues, Expenditures, and Changes in Fund Balances provide a reconciliation to facilitate this comparison.

Governmental funds individually presented in Crowley County’s statements include four major funds: General Fund, Road & Bridge Fund, Human Services Fund, and Other Governmental Funds. Other Governmental Funds include the following County Funds: Contingent Fund, Conservation Trust Fund, E911 Fund, Revolving Loan Fund, EMS/Fire Fund, Southeast Region All Hazards Board (SERAHB) Fund, and Southeast Colorado Opioid Response Settlement (SECOR) Fund.

- **Proprietary funds** – The County maintains two types of proprietary funds. Enterprise funds report in greater detail the same information presented as business-type activities in the government-wide financial statements for County ambulance and water services.
- **Fiduciary funds** - Fiduciary funds are used to account for resources held for the benefit of parties outside of the government. Fiduciary funds are not reported in government-wide financial statements because the resources of those funds are not available to support the County’s own programs. The accounting used for fiduciary funds is much like that used for proprietary funds. The County maintains one type of fiduciary fund. Custodial funds are used to report resources held by the County in a custodial capacity for the benefit of those outside of the government that are not held in a trust.

Notes to the Financial Statement – The notes provide additional information that is essential to fully understand the data provided in the government-wide and fund financial statements.

Other Information – In addition to the basic financial statements and accompanying notes, this report also presents certain *required supplementary information* which includes a schedule of revenues and expenditures budget and actual for the various funds, Local Highway Finance Report, schedule of findings and questioned costs, Schedule of Expenditure of Federal Awards, and reports on internal control and compliance.

Government-Wide Financial Analysis

Net Position. The following table presents a summary of the County’s net position for the year ended December 31, 2023, with comparison totals as of December 31, 2022. The County’s *combined* net position increased \$1,564,626 (9%).

Crowley County, Colorado
Statement of Net Position
December 31, 2023

	Governmental Activities		Business-Type Activities		Total	
	2023	2022	2023	2022	2023	2022
ASSETS						
Cash and Equivalents	\$ 11,126,286	\$ 10,046,764	\$ 929,126	\$ 1,499,102	\$ 12,055,412	\$ 11,545,866
Other Current Assets	\$ 3,326,279	\$ 3,001,201	\$ 107,396	\$ 86,127	\$ 3,433,675	\$ 3,087,328
Capital Assets	\$ 6,552,001	\$ 6,242,042	\$ 5,195,749	\$ 4,398,192	\$ 11,747,750	\$ 10,640,234
Less: Accumulated						
Depreciation	\$ (2,862,615)	\$ (2,525,326)	\$ (2,480,307)	\$ (2,469,204)	\$ (5,342,922)	\$ (4,994,530)
Total Assets	\$ 18,141,951	\$ 16,764,681	\$ 3,751,964	\$ 3,514,217	\$ 21,893,915	\$ 20,278,898
LIABILITIES						
Accounts Payable	\$ 48,375	\$ 100,549	\$ 24,908	\$ 19,526	\$ 73,283	\$ 120,075
Due to Other						
Governmental Agencies	\$ 33,553	\$ 11,565	\$ -	\$ -	\$ 33,553	\$ 11,565
Unearned Revenues -						
Grants	\$ 46,914	\$ 105,537	\$ -	\$ -	\$ 46,914	\$ 105,537
Long-Term Liabilities	\$ 70,595	\$ 94,093	\$ -	\$ -	\$ 70,595	\$ 94,093
Compensated Absences	\$ 77,451	\$ 77,451	\$ -	\$ -	\$ 77,451	\$ 77,451
Total Liabilities	\$ 276,888	\$ 389,195	\$ 24,908	\$ 19,526	\$ 301,796	\$ 408,721
Deferred In-Flows of						
Resources - Property						
Taxes	\$ 2,548,365	\$ 2,391,049	\$ -	\$ -	\$ 2,548,365	\$ 2,391,049
NET POSITION						
Net Investment in Capital						
Assets	\$ 3,622,623	\$ 3,622,623	\$ 2,715,442	\$ 1,928,989	\$ 6,338,065	\$ 5,551,612
Unrestricted	\$ 11,694,075	\$ 10,361,814	\$ 1,011,614	\$ 1,565,702	\$ 12,705,689	\$ 11,927,516
Total Net Position	\$ 15,316,698	\$ 13,984,437	\$ 3,727,056	\$ 3,494,691	\$ 19,043,754	\$ 17,479,128

- Governmental Activities Statement of Net Position**

Net position of the County’s governmental activities increased 10% to \$15,316,698 on December 31, 2023. Assets increased by \$1,377,270 (8%), and our liabilities decreased by \$112,307 (27%) compared to 2022. Cash and cash equivalents increased by \$1,079,522. Primary factors effecting this increase include a 253% increase in interest revenues received, receipt of \$478,102 in grant funds, receipt of over \$177,826 in miscellaneous revenues that were related to various mini grants, CEBT surplus dividend, and receipt of grant participation funds from the Town of Ordway; and becoming the Fiscal Agent for the National Opioid Settlement Funds for Southeast Region 19. Capital assets increased \$309,959. These include election security equipment, purchase of two vehicles, purchase of a water tanker for the fire department, purchase of a John Deer tractor for the road and bridge department, and the completion of the new concession stand at the fairgrounds and awnings at Lake Meredith.

- Business-Type Activities Statement of Net Position**

Net position of the County’s business-type activities increased 7% to \$232,365. This was primarily due to a significant increase in capital assets totaling \$797,557. The water fund had the completion of Phase 2 of the Ordway Water Bypass Project, and \$750,000 towards the construction of two new water storage tanks.

Statement of Activities - Change in Net Position

Crowley County, Colorado Statement of Activities December 31, 2023						
	Governmental Activities		Business-Type Activities		Total	
	2023	2022	2023	2022	2023	2022
REVENUES						
General Revenues:						
Property Taxes, Levied for General Purposes	\$ 2,337,718	\$ 2,171,130			\$ 2,337,718	\$ 2,171,130
Use & Misc. Taxes	\$ 1,401	\$ 912			\$ 1,401	\$ 912
SO and Sales Tax	\$ 1,111,479	\$ 1,103,116			\$ 1,111,479	\$ 1,103,116
Unrestricted Investment Earnings	\$ 461,618	\$ 131,586			\$ 461,618	\$ 131,586
Miscellaneous	\$ 337,529	\$ 134,509	\$ -	\$ 9,017	\$ 337,529	\$ 143,526
Adjustment to General Fixed Assets	\$ 9,000	\$ 20,000			\$ 9,000	\$ 20,000
Gain on Sale of Assets	\$ -	\$ -			\$ -	\$ -
Program Revenues:						
Charges for Services	\$ 1,280,470	\$ 1,536,580	\$ 805,374	\$ 390,292	\$ 2,085,844	\$ 1,926,872
Operating Grants and Contributions	\$ 3,122,793	\$ 2,237,233	\$ 247,921	\$ 744,937	\$ 3,370,714	\$ 2,982,170
Capital Grants and Contributions	\$ -	\$ -			\$ -	\$ -
Total Revenues	\$ 8,662,008	\$ 7,335,066	\$ 1,053,295	\$ 1,144,246	\$ 9,715,303	\$ 8,479,312
PROGRAM EXPENSES						
Governmental Activities:						
General Government	\$ 1,742,553	\$ 1,668,291			\$ 1,742,553	\$ 1,668,291
Public Safety	\$ 1,596,156	\$ 1,552,102			\$ 1,596,156	\$ 1,552,102
Public Works	\$ 1,542,113	\$ 1,545,268			\$ 1,542,113	\$ 1,545,268
Human Services	\$ 2,407,772	\$ 1,431,440			\$ 2,407,772	\$ 1,431,440
Culture and Recreation	\$ 41,154	\$ 29,381			\$ 41,154	\$ 29,381
Interest on Long-Term Debt	\$ -	\$ -			\$ -	\$ -
Business-Type Activities:						
Water			\$ 310,420	\$ 261,423	\$ 310,420	\$ 261,423
Ambulance			\$ 355,528	\$ 324,568	\$ 355,528	\$ 324,568
Total Expenses	\$ 7,329,748	\$ 6,226,482	\$ 665,948	\$ 585,991	\$ 7,995,696	\$ 6,812,473
Excess (deficiency) of Revenues Before						
Transfers Over (Under) Expenses	\$ 1,332,260	\$ 1,108,584	\$ 387,347	\$ 558,255	\$ 1,719,607	\$ 1,666,839
Transfers	\$ -	\$ -	\$ -	\$ -	\$ -	\$ -
Increase in Net Position	\$ 1,332,260	\$ 1,108,584	\$ 387,347	\$ 558,255	\$ 1,719,607	\$ 1,666,839
Net Position - Beginning	\$ 13,984,438	\$ 12,875,853	\$ 3,339,709	\$ 2,936,436	\$ 17,324,147	\$ 15,812,289
Net Position - Ending:	\$ 15,316,698	\$ 13,984,437	\$ 3,727,056	\$ 3,494,691	\$ 19,043,754	\$ 17,479,128

• **Governmental Activities Statement of Activities**

Crowley County's governmental activities net position increased \$1,564,626 (9%) during the year. Our general revenues increased by 20% and our program revenues increased by 17%. In general revenues, our unrestricted investment earnings increased \$330,032 due to the high interest rates on our investments. Miscellaneous revenues increased \$203,020 due to the receipt of unanticipated funds from a variety of entities. Program revenues, specifically operating grants and contributions, increased by \$885,560. This is due to the receipt of over half a million in overall grant funds, an increase in state and federal funds for the Department of Human Services, and receipt of National Opioid Settlement funds.

Of our total governmental revenues, 27% is from property taxes and 36% is from operating grants and contributions. This illustrates the County's continued dependence on property taxes and grant funds to finance its general functions.

Governmental activities expenditures increased by \$1,103,266 (18%). This is primarily due to a \$976,332 increase in Department of Human Services (DHS) expenditures. DHS has several families with an abnormally large number of children that are in out-of-home placement. Childcare, legal services, travel costs, and personnel wages have increased across the board for child welfare. Additionally, two new full-time personnel were hired to assist with income maintenance programs.

Below are tables showing the sources of governmental activities revenue and expenditures.

Revenues by Source : Governmental Activities			Expenses by Function: Governmental Activities		
Type of Revenue	Amount	% of Total Revenue	Type of Expenditure	Amount	% of Total Expenditures
Operating Grants and Contributions	\$ 3,122,793	36%	General Government	\$ 1,742,553	24%
Property Taxes, Levied for General Purposes	\$ 2,337,718	27%	Public Safety	\$ 1,596,156	22%
Charges for Services	\$ 1,280,470	15%	Human Services	\$ 2,407,772	33%
SO and Sales Tax	\$ 1,111,479	13%	Public Works	\$ 1,542,113	21%
Adjustment to General Fixed Assets	\$ 9,000	0%	Culture and Recreation	\$ 41,154	1%
Unrestricted Investment Earnings	\$ 461,618	5%	Interest on Long-Term Debt	\$ -	0%
Miscellaneous	\$ 337,529	4%	Total Expenses:	\$ 7,329,748	100%
Use & Misc. Taxes	\$ 1,401	0%			
Capital Grants and Contributions	\$ -	0%			
Gain on Sale of Assets	\$ -	0%			
Total Revenues:	\$ 8,662,008	100%			

- **Business-Type Activities Statement of Activities**

Business-type activities net position increased \$232,365 (7%) during the year. Revenue from business-type activities decreased by \$90,951 (8%). Two factors had a material impact on this decrease; the charges for services increased by \$415,082 and operating grants and contributions decreased by \$497,016. The water fund experienced a 22% increase in charges for services, and the ambulance fund experienced an increase of 111%. The decrease in operating grants and contributions is related to the absence of new grant funds. In 2022, the water fund received \$588,639 from the State Local and Fiscal Recovery Fund.

Below are tables showing the sources of business-type activities revenues and expenditures.

Revenues by Source : Business-Type Activities			Expenses by Function: Business-Type Activities		
Type of Revenue	Amount	% of Total Revenue	Type of Expenditure	Amount	% of Total Expenditures
Charges for Services	\$ 805,374	76%	Water	\$ 310,420	47%
Operating Grants and Contributions	\$ 247,921	24%	Ambulance	\$ 355,528	53%
Unrestricted Investment Earnings	\$ -	0%	Total Expenses:	\$ 665,948	100%
Miscellaneous	\$ -	0%			
Total Revenues:	\$ 1,053,295	100%			

Financial Analysis of the County's Funds

Crowley County has a strong financial position. A three-year period of ratios is reviewed for trend analysis. Our 2023 cash to liabilities ratio is 69.62. It increased over the two previous years; we have plenty of cash available to pay off our current liabilities and bills in the short term. Our unrestricted fund balance ratio is 2.18 and it decreased from the previous year. Crowley County has been paying cash for multiple capital outlay projects, but remains in an adequate position to withstand a financial emergency. In 2023, the general fund is the only fund with debt. In calculating the debt burden ratio for only this fund, the ratio has increased significantly since 2022 and is currently 216.77. This ratio increased so much based on the fact that our revenues increased by 27% and our debt decreased by 89%. Our cash balances are sufficient for making our debt service payments. Tax revenue increased \$113,747 from 2022, and there was a very slight increase in the population. The Tax Revenue per Capita ratio increased to 665.45. Crowley County has sufficient revenues to continue to provide the same level of services to our constituents. Crowley County experienced a 21% increase in expenditure per capita. Typically, an increasing ratio trend over a three-year period is not good as it means that expenditures have grown faster than the population. This has an

insignificant impact on the County considering our population remains stagnant, the Board of County Commissioners has had several large-dollar capital projects, and we have a very strong cash position. Our operating margin ratio is 0.21. The benchmark is 0, yet we continue to have greater revenues than we do expenditures.

The ambulance and water funds are our enterprise funds. Our current enterprise funds net position (EFNP) ratio is 1.07, which is lower than 2022. When looking at each fund individually, the water fund ratio has decreased from 1.27 to 1.00. This is due to the large-dollar capital projects that are occurring within the water system. I expect future ratios to increase. The ambulance fund experienced a ratio increase from 0.94 in 2022 to 1.32 in 2023. A new ambulance billing clerk was hired to replace the existing clerk. A major cleanup was done with the claims, and revenues have improved. With this change in personnel, it appears that the operating sustainability of our ambulance service may be improving.

Capital Asset and Debt Administration

Crowley County, Colorado						
Capital Assets						
December 31, 2023						
	Governmental Activities		Business-Type Activities		Total	
	2023	2022	2023	2022	2023	2022
Capital Assets Being Depreciated						
Buildings	\$ 1,412,364	\$ 1,392,464			\$ 1,412,364	\$ 1,392,464
Equipment & Furniture	\$ 5,139,637	\$ 4,849,578			\$ 5,139,637	\$ 4,849,578
Distribution Assets			\$ 3,223,186	\$ 2,997,281	\$ 3,223,186	\$ 2,997,281
Vehicles & Equipment			\$ 1,120,799	\$ 1,230,149	\$ 1,120,799	\$ 1,230,149
Total Capital Assets Being Depreciated	\$ 6,552,001	\$ 6,242,042	\$ 4,343,985	\$ 4,227,430	\$ 10,895,986	\$ 10,469,472
Less Accumulated Depreciation	\$ (2,862,615)	\$ (2,525,326)	\$ (2,480,306)	\$ (2,469,203)	\$ (5,342,921)	\$ (4,994,529)
Total Net Capital Assets	\$ 3,689,386	\$ 3,716,716	\$ 1,863,679	\$ 1,758,227	\$ 5,553,065	\$ 5,474,943
Construction in Progress			\$ 851,763	\$ 170,762	\$ 851,763	\$ 170,762
Total Capital Assets	\$ 3,689,386	\$ 3,716,716	\$ 2,715,442	\$ 1,928,989	\$ 6,404,828	\$ 5,645,705

Capital Assets

Capital assets include buildings, equipment, vehicles, infrastructure, and construction in progress. For governmental activities, the total capital assets decreased slightly. Equipment and furniture experienced an increase of \$290,059 (6%). Several capital purchases were made which include \$11,780 for election security equipment, \$62,100 for two vehicles, \$58,113 on a tractor, \$40,000 for a water tanker, and \$114,551.67 towards the completion of a concession stand/restroom complex out at the fairgrounds.

Business-type activities total capital assets increased \$786,453 (41%). Distribution assets increased \$225,905 which was the completion of Phase 2 of the Ordway Water Bypass project. Vehicles and equipment decreased by \$109,350 which is related to the disposal of old ambulance equipment. The largest impact to the increase in total capital assets is the \$668,001 towards construction in progress. This is related to Phase 3 of the Ordway Bypass Water project which replaces the valves on all the wells, and construction of two new water storage tanks.

Long-Term Debt

In 2022, we entered into a lease purchase agreement in the amount of \$115,393 which was for the purchase of body worn cameras for the Sheriff's Department. Three years of payments remain on this lease which totals \$70,595. Accrued vacation and sick leave remains at \$77,451. The ending debt balance as of December 31, 2023, is \$148,046.

Budgetary Highlights

Over the course of the year, the Board of County Commissioners amended the County budget to reflect a variety of actions taken since certifying the original budget. Events that triggered the amendments include cash purchases made from unrestricted funds, the receipt of grant proceeds, and taking on the Fiscal Agent responsibility for the Southeast Region All Hazards Board.

Crowley County, Colorado						
Budget and Actual						
December 31, 2023						
	2023 Revenues		2023 Expenditures		2023 Other Financing Sources, Special Item or Reconciling Item	
	Final Budget	Actual	Final Budget	Actual	Final Budget	Actual
General	\$ 4,464,839	\$ 5,093,587	\$ 4,367,248	\$ 4,010,538		
Road and Bridge	\$ 1,401,896	\$ 1,479,221	\$ 1,477,231	\$ 1,401,584		
Human Services	\$ 1,416,921	\$ 1,607,509	\$ 1,521,599	\$ 1,559,304		
Water	\$ 822,563	\$ 322,563	\$ 1,198,495	\$ 1,217,326	\$ -	\$ 906,906
Ambulance	\$ 215,000	\$ 550,396	\$ 589,619	\$ 355,530	\$ 166,757	\$ 25,355
EMS/Fire	\$ 121,344	\$ 124,066	\$ 180,268	\$ 169,858	\$ -	\$ 9,000
Revolving Loan Fund	\$ -	\$ -	\$ -	\$ -		
E-911 Fund	\$ 74,120	\$ 118,390	\$ 40,150	\$ 37,180		
Conservation Trust	\$ 42,000	\$ 66,763	\$ 157,644	\$ 146,893		
Contingent Fund	\$ -	\$ -	\$ -	\$ -		
SERAHB Fund	\$ 236,887	\$ 558	\$ 236,887	\$ 558		
SECOR Fund	\$ -	\$ 162,918	\$ -	\$ 162,918		
Totals:	\$ 8,795,570	\$ 9,525,971	\$ 9,769,141	\$ 9,061,689	\$ 166,757	\$ 941,261
Amount Over/(Under) Budget:	\$ 730,401		\$ (707,452)		\$ 774,504	

Noteworthy events related to budget amendments include:

- Crowley County agreed to be the Fiscal Agent for the Southeast Region All Hazards Board, and to front the money for various projects which would then be reimbursed by State Homeland Security Grant proceeds (\$236,887).
- Transferred unrestricted money from the General Fund to the Southeast Region All Hazards Board Fund (\$50,000). Funds will be repaid to the General Fund should we cease to be the Fiscal Agent for the Southeast Region All Hazards Board.
- Use of unrestricted surplus funds for the purchase of a water tanker for the fire departments (\$40,000).
- Use of unrestricted surplus funds to cover unanticipated expenditures at the fairground and recreation field (\$95,804).
- Use of unrestricted surplus funds to cover the 25% match on a water storage tank construction project with the U.S. Army Corps of Engineers (\$750,000).
- Receipt of grant proceeds from the U.S. Department of Treasury Local Assistance and Tribal Consistency Fund (\$100,000)

No budget violations occurred in 2023.

Economic Factors and Next Year's Budget

The financial condition of Crowley County government remains strong. Healthy reserves, increasing property valuations, awards of grant funds, and additional revenue from acting as the Fiscal Agent for outside entities have allowed the County to maintain services without growth in the tax rate.

A reduction in property tax revenue continues to remain a concern. In late November 2023, the Colorado legislature passed SB23B-001 Property Tax Relief which lowered the property tax assessment rate for single and multi-family residential property only, from 6.765% to 6.7% after the first \$55,000 value of the home.

Cannabis industry revenues decreased 32% from 2022. A range of factors have negatively affected the market. The marijuana industry is heavily taxed. Growers have an excess supply of products which has put downward pressure on the price. More states have legalized marijuana which resulted in declining sales in Colorado. Record high inflation has also driven down sales. Legislation, known as the Cannabis Administration and Opportunity Act, was introduced in the Senate in second quarter of 2024. If it passes, there will be significant changes to the industry.

Ambulance revenues have been on a declining trend for several years, as well as a decreasing trend in our net position. Since 2020, efforts to reverse this trend have included hiring a full-time assistant ambulance director, monitoring increased costs of supplies and a corresponding increase in our charge for services, and more timely delivery of trip sheets to the billing department. In 2023 it was determined that the ongoing issues were related to the timely submission and follow-up of insurance claims. A new person was hired to replace the existing ambulance billing clerk. Overall revenues increased 55% from 2022. The County expects the ambulance finances to improve in 2024.

In the March 2024 Economic & Revenue Forecast, prepared by the Legislative Council Staff, the forecast anticipates a continued, slowing expansion. Downside risks include deteriorating household financing hurting consumption, high borrowing costs discouraging investment, accelerating unemployment, and the poor global economy impacting U.S. growth. Upside risks include faster resolution to inflationary pressures, more accommodative monetary policy, and resolution to international conflicts. As of March 2024, the Consumer Price Index (Denver-Aurora-Lakewood area) rose 2.8% over the past twelve months. Food prices have increased 2.5% and energy prices fell 5.4%, entirely the result of a decrease in the price of gasoline. The U.S. Federal Reserve is considering cutting interest rates in 2024.

Request for Information

This financial report is designed to provide a general overview of Crowley County's finances for all those with an interest in the government's financing. Questions concerning any of the information should be addressed to the Finance Department, 603 Main Street, Suite 2, Ordway, CO 81063, telephone (719) 267-5249 or email at lashelle.benbow@crowleycounty.net.

Crowley County, Colorado
Statement of Net Position
December 31, 2023

	Governmental Activities	Business-type Activities	Total
ASSETS			
Cash and equivalents	\$ 11,126,286	\$ 929,126	\$ 12,055,412
Investments	285,147	-	285,147
Receivables	2,954,589	107,396	3,061,985
Due from Other Governments	72,043	-	72,043
Inventories	14,500	-	14,500
Capital Assets			
Other Capital Assets-Intangibles	-	851,763	851,763
Buildings	1,412,364	-	1,412,364
Equipment and Furniture	5,139,637	4,343,986	9,483,623
Less: Accumulated Depreciation	(2,862,615)	(2,480,307)	(5,342,922)
Total Capital Assets	<u>3,689,386</u>	<u>2,715,442</u>	<u>6,404,828</u>
Total Assets	<u>18,141,951</u>	<u>3,751,964</u>	<u>21,893,915</u>
LIABILITIES			
Accounts payable and accrued expenses	48,375	24,908	73,283
Due to other governmental agencies	33,553	-	33,553
Unearned revenues grants	46,914	-	46,914
Long-term liabilities			
Due within one year			
Capital leases	23,498	-	23,498
Due in more than one year			
Capital leases	47,097	-	47,097
Compensated absences	77,451	-	77,451
Total liabilities	<u>276,888</u>	<u>24,908</u>	<u>301,796</u>
Deferred In-Flows of Resources			
Deferred Property Taxes	<u>2,548,365</u>	<u>-</u>	<u>2,548,365</u>
NET POSITION			
Net investment in capital assets	3,622,623	2,715,442	6,338,065
Unrestricted	11,694,075	1,011,614	12,705,689
Total net position	<u>\$ 15,316,698</u>	<u>\$ 3,727,056</u>	<u>\$ 19,043,754</u>

The accompanying notes to financial statements
are an integral part of these statements.

Crowley County, Colorado
Statement of Activities
For the Year Ended December 31, 2023

Functions/Programs	Program Revenue			Net (Expense) Revenue and Changes in Net Position		
	Expenses	Charges for Services	Operating Grants and Contributions	Governmental Activities	Business-type Activities	Total
Primary government						
Governmental activities						
General Government	\$ 1,742,553	\$ 579,524	\$ 172,630	\$ (990,399)	\$ -	\$ (990,399)
Public Safety	1,596,156	700,341	331,178	(564,637)	-	(564,637)
Public Works	1,542,113	-	742,082	(800,031)	-	(800,031)
Human Services	2,407,772	-	1,396,929	(1,010,843)	-	(1,010,843)
Culture and Recreation	41,154	605	479,974	439,425	-	439,425
Total governmental activities	<u>7,329,748</u>	<u>1,280,470</u>	<u>3,122,793</u>	<u>(2,926,485)</u>	<u>-</u>	<u>(2,926,485)</u>
Business-type activities:						
Water	310,420	322,563	154,981	-	167,124	167,124
Ambulance	355,528	482,811	92,940	-	220,223	220,223
Total business-type activities	<u>665,948</u>	<u>805,374</u>	<u>247,921</u>	<u>-</u>	<u>387,347</u>	<u>387,347</u>
Total primary government	<u>\$ 7,995,696</u>	<u>\$ 2,085,844</u>	<u>\$ 3,370,714</u>	<u>(2,926,485)</u>	<u>387,347</u>	<u>(2,539,138)</u>
General revenues:						
Taxes:						
Property taxes, levied for general purposes				\$ 2,337,718	\$ -	\$ 2,337,718
Use and miscellaneous taxes				1,401	-	1,401
SO and sales tax				1,111,479	-	1,111,479
Unrestricted investment earnings				461,618	-	461,618
Miscellaneous				337,529	-	337,529
Special item - adjustment to general fixed assets				9,000	-	9,000
Total general revenues, special items, and transfers				<u>4,258,745</u>	<u>-</u>	<u>4,258,745</u>
Change in net position				1,332,260	387,347	1,719,607
Net position - beginning, restated				13,984,438	3,339,709	17,324,147
Net position - ending				<u>\$ 15,316,698</u>	<u>\$ 3,727,056</u>	<u>\$ 19,043,754</u>

The accompanying notes to financial statements are an integral part of these statements.

Crowley County, Colorado
Balance Sheet
Governmental Funds
December 31, 2023

	<u>General</u>	<u>Road & Bridge</u>	<u>Human Services</u>	<u>Other Governmental Funds</u>	<u>Total Governmental Funds</u>
ASSETS					
Cash and cash equivalents	\$ 8,171,532	\$ 1,262,940	\$ 762,708	\$ 929,112	\$ 11,126,292
Investments	285,147	-	-	-	285,147
Taxes receivable, net	1,791,383	469,329	196,815	90,838	2,548,365
Due from other funds	50,000	-	-	-	50,000
Receivable from other governments	-	-	72,043	-	72,043
Other receivables	301,903	58,731	-	45,589	406,223
Inventories	-	14,500	-	-	14,500
Total assets	<u>10,599,965</u>	<u>1,805,500</u>	<u>1,031,566</u>	<u>1,065,539</u>	<u>14,502,570</u>
LIABILITIES AND FUND BALANCE					
Liabilities:					
Accounts payable	30,437	27,537	17,492	6,461	81,927
Unearned revenues grants	46,914	-	-	-	46,914
Due to other funds	-	-	-	50,000	50,000
Total liabilities	<u>77,351</u>	<u>27,537</u>	<u>17,492</u>	<u>56,461</u>	<u>178,841</u>
Deferred in-flows of resources					
Deferred property taxes	<u>1,791,383</u>	<u>469,329</u>	<u>196,815</u>	<u>90,838</u>	<u>2,548,365</u>
Total deferred in-flows	<u>1,791,383</u>	<u>469,329</u>	<u>196,815</u>	<u>90,838</u>	<u>2,548,365</u>
Fund balance:					
Non-spendable:					
Inventories	-	14,500	-	-	14,500
Committed:					
Unassigned:	8,731,231	1,294,134	817,259	-	2,111,393
Assigned:					
Special revenue funds	-	-	-	918,240	918,240
Total fund balance	<u>8,731,231</u>	<u>1,308,634</u>	<u>817,259</u>	<u>918,240</u>	<u>11,775,364</u>
Total liabilities and fund balance	<u>\$ 10,599,965</u>	<u>\$ 1,805,500</u>	<u>\$ 1,031,566</u>	<u>\$ 1,065,539</u>	<u>\$ 14,502,570</u>

The accompanying notes to financial statements
are an integral part of these statements.

Crowley County, Colorado
Reconciliation of the Governmental Funds Balance Sheet to the Statement of Net Position
December 31, 2023

Total fund balances, governmental funds \$ 11,775,364

Amounts reported for governmental activities in the Statement of Net Position are different because:

Capital assets used in governmental activities are not current financial resources and therefore are not reported in the fund financial statements, but are reported in the governmental activities of the Statement of Net Position. 3,689,380

Some liabilities, (such as Notes Payable, Capital Lease Contract Payable, Long-term Compensated Absences, and Bonds Payable), are not due and payable in the current period and are not included in the fund financial statement, but are included in the governmental activities of the Statement of Net Position. (148,046)

Net Position of Governmental Activities in the Statement of Net Position \$ 15,316,698

The accompanying notes to financial statements
are an integral part of these statements.

Crowley County, Colorado
Statement of Revenues, Expenditures and Changes in Fund Balances
Governmental Funds
For the Year Ended December 31, 2023

	<u>General</u>	<u>Road & Bridge</u>	<u>Human Services</u>	<u>Other Governmental Funds</u>	<u>Total Governmental Funds</u>
REVENUES					
Property Taxes	\$ 1,490,649	\$ 569,658	\$ 189,855	\$ 87,556	\$ 2,337,718
SO Tax	159,707	62,512	20,700	9,554	252,473
Sales and miscellaneous taxes	1,160,275	-	-	-	1,160,275
Fees and fines	7,003	-	-	-	7,003
Licenses and permits	4,017	-	-	-	4,017
Intergovernmental	976,835	751,062	1,396,116	248,418	3,372,431
Charges for services	599,253	-	-	111,723	710,976
Investment earnings	446,175	-	-	6,767	452,942
Miscellaneous	197,647	95,989	838	8,677	303,151
Rent Income	52,026	-	-	-	52,026
Total revenues	<u>5,093,587</u>	<u>1,479,221</u>	<u>1,607,509</u>	<u>472,695</u>	<u>8,653,012</u>
EXPENDITURES					
Current:					
General government	2,566,405	17,048	-	500	2,583,953
Public Safety	492,852	-	-	167,096	659,948
Public Works	-	1,326,423	-	-	1,326,423
Health and sanitation and Human Services	16,825	-	1,559,304	-	1,576,129
Culture and recreation	813,665	-	-	32,341	846,006
Debt Service:					
Principal	23,498	-	-	-	23,498
Interest and other charges	-	-	-	-	-
Capital Outlay	97,293	58,113	-	154,552	309,958
Total Expenditures	<u>4,010,538</u>	<u>1,401,584</u>	<u>1,559,304</u>	<u>354,489</u>	<u>7,325,915</u>
Excess (deficiency) of revenues over expenditures	<u>1,083,049</u>	<u>77,637</u>	<u>48,205</u>	<u>118,206</u>	<u>1,327,097</u>
SPECIAL ITEM					
Proceeds from sale of assets	-	-	-	9,000	9,000
Net change in fund balance	1,083,049	77,637	48,205	127,206	1,336,097
Fund balance - beginning	7,648,182	1,230,997	769,054	791,034	10,439,267
Fund balance - ending	<u>\$ 8,731,231</u>	<u>\$ 1,308,634</u>	<u>\$ 817,259</u>	<u>\$ 918,240</u>	<u>\$ 11,775,364</u>

The accompanying notes to financial statements
are an integral part of these statements.

Crowley County, Colorado
Reconciliation of the Statement of Revenues, Expenditures, and Changes in Fund Balances of Governmental Funds to the Statement of Activities
For the Year Ended December 31, 2023

Net change in fund balances - total governmental funds: \$ 1,336,097

Amounts reported for Governmental Activities in the Statement of Activities are different because:

Governmental funds report outlays for capital assets as expenditures because such outlays use current financial resources. In contrast, the Statement of Activities reports only a portion of the outlay as expense. The outlay is allocated over the assets' estimated useful lives as depreciation expense for the period.

This is the amount by which capital outlays of \$309,958 is more than depreciation of \$337,289 in the current period. (27,331)

Governmental funds report debt proceeds as current financial resources. In contrast, the Statement of Activities treats such issuance of debt as a liability. Governmental funds report repayment of debt principal as an expenditure. In contrast, the Statement of Activities treats such repayments as a reduction in long-term liabilities.

23,494

Change in net positions of governmental activities \$ 1,332,260

The accompanying notes to financial statements
are an integral part of these statements.

Crowley County, Colorado
Statement of Net Position
Proprietary Funds
December 31, 2023

	Enterprise Funds		
	Water	Ambulance	Total
ASSETS			
Current assets:			
Cash and cash equivalents	\$ 580,780	\$ 348,344	\$ 929,124
Accounts Receivable, net	-	107,396	107,396
Total current assets	<u>580,780</u>	<u>455,740</u>	<u>1,036,520</u>
Non-current assets:			
Capital Assets:			
Utility System	3,223,186	-	3,223,186
Construction in Progress	851,763	-	851,763
Equipment and Furniture	52,450	1,068,349	1,120,799
Less Accumulated depreciation	<u>(1,886,676)</u>	<u>(593,630)</u>	<u>(2,480,306)</u>
Total non-current assets	<u>2,240,723</u>	<u>474,719</u>	<u>2,715,442</u>
Total assets	<u>2,821,503</u>	<u>930,459</u>	<u>3,751,962</u>
LIABILITIES			
Current Liabilities:			
Accounts payable	<u>13,190</u>	<u>11,717</u>	<u>24,907</u>
Total current liabilities	<u>13,190</u>	<u>11,717</u>	<u>24,907</u>
Total liabilities	<u>13,190</u>	<u>11,717</u>	<u>24,907</u>
NET POSITION			
Net investment in capital assets	2,240,723	474,719	2,715,442
Unrestricted	567,590	444,023	1,011,613
Total net position	<u>\$ 2,808,313</u>	<u>\$ 918,742</u>	<u>\$ 3,727,055</u>

The accompanying notes to financial statements
are an integral part of these statements.

Crowley County, Colorado
Statement of Revenues, Expenses and Changes in Fund Net Position
Proprietary Funds
For the Year Ended December 31, 2023

	Enterprise Funds		
	Water	Ambulance	Total
OPERATING REVENUES			
Charges for services	\$ 322,563	\$ 482,811	\$ 805,374
Miscellaneous revenue	-	67,585	67,585
Total operating revenues	<u>322,563</u>	<u>550,396</u>	<u>872,959</u>
OPERATING EXPENSES			
Personal services	-	183,990	183,990
Contractual services	97,164	-	97,164
Utilities	72,622	3,888	76,510
Repairs and maintenance	17,348	3,778	21,126
Other supplies and expenses	18,165	57,652	75,817
Insurance claims and expenses	2,767	6,391	9,158
Miscellaneous expenses	2,006	45,966	47,972
Depreciation	100,348	53,865	154,213
Total Operating Expenses	<u>310,420</u>	<u>355,530</u>	<u>665,950</u>
Operating income (loss)	<u>12,143</u>	<u>194,866</u>	<u>207,009</u>
NON-OPERATING REVENUES (EXPENSES)			
Capital Grant	154,981	25,355	180,336
Total non-operating revenue (expenses)	<u>154,981</u>	<u>25,355</u>	<u>180,336</u>
Income (loss) before contributions and transfers	<u>167,124</u>	<u>220,221</u>	<u>387,345</u>
Change in net position	167,124	220,221	387,345
Total net position - beginning, restated	2,641,189	698,521	3,339,710
Total net position - ending	<u>\$ 2,808,313</u>	<u>\$ 918,742</u>	<u>\$ 3,727,055</u>

The accompanying notes to financial statements
are an integral part of these statements.

**Crowley County, Colorado
Statement of Cash Flows
Proprietary Fund Types
for the year ended December 31, 2023**

	<u>Water</u>	<u>Ambulance</u>	<u>Total</u>
CASH FLOWS FROM OPERATING ACTIVITIES:			
Cash Received from Charges for Services	\$ 322,563	\$ 461,542	\$ 784,105
Cash Received from Miscellaneous Sources	-	67,585	67,585
Cash Payments to Suppliers for Goods & Services	(209,518)	(112,848)	(322,366)
Cash Payments for Salaries & Benefits	-	(183,990)	(183,990)
NET CASH PROVIDED (USED) BY OPERATING ACTIVITIES	<u>113,045</u>	<u>232,289</u>	<u>345,334</u>
CASH FLOWS FROM CAPITAL & RELATED FINANCING ACTIVITIES:			
Purchase of Fixed Assets	(906,908)	(33,761)	(940,669)
Proceeds from Capital Grant	-	25,355	25,355
NET CASH PROVIDED (USED) BY CAPITAL AND RELATED FINANCING ACTIVITIES	<u>(906,908)</u>	<u>(8,406)</u>	<u>(915,314)</u>
 NET INCREASE (DECREASE) IN CASH & CASH EQUIVALENTS	 (793,863)	 223,883	 (569,980)
Cash & Cash Equivalents:			
Beginning of Year	<u>1,374,643</u>	<u>124,461</u>	<u>1,499,104</u>
End of Year	<u>\$ 580,780</u>	<u>\$ 348,344</u>	<u>\$ 929,124</u>

The accompanying notes to financial statements
are an integral part of these statements.

Crowley County, Colorado
Statement of Cash Flows
Proprietary Fund Types
for the year ended December 31, 2023
(continued)

	Water	Ambulance	Total
RECONCILIATION OF OPERATING INCOME TO NET CASH PROVIDED BY OPERATING ACTIVITIES:			
Operating Income (Loss)	\$ 12,143	\$ 194,866	\$ 207,009
Adjustments to Reconcile Operating Income To Net Cash Provided by Operating Activities:			
Depreciation	100,348	53,865	154,213
Change in Assets and Liabilities:			
(Increase) Decrease in Accounts Receivables	-	(21,269)	(21,269)
Increase (Decrease) in Accounts Payable	554	4,827	5,381
NET CASH PROVIDED (USED) BY OPERATING ACTIVITIES	\$ 113,045	\$ 232,289	\$ 345,334
 Analysis of cash:			
Cash with County Treasurer	580,780	348,344	929,124
TOTAL	\$ 580,780	\$ 348,344	\$ 929,124

The accompanying notes to financial statements
are an integral part of these statements.

Crowley County, Colorado
Custodial Funds
Statement of Fiduciary Net Position
December 31, 2023

	TOTAL AGENCY FUNDS
ASSETS:	
Cash and cash equivalents	\$ 13,125,155
Total assets	<u>13,125,155</u>
LIABILITIES:	
Due to other governmental units	13,125,155
Total liabilities	<u>\$ 13,125,155</u>

The accompanying notes to financial statements
are an integral part of these statements.

Crowley County, Colorado
Custodial Funds
Statement of Changes in Fiduciary Funds
December 31, 2023

Additions:

Collections for other governments	\$ 11,506,898	
County Clerk collections	967,943	
Sheriff's collections	19,505	
Public Trustee foreclosure collections	19,681	
Total Additions	<u>12,514,027</u>	12,514,027

Deductions:

Disbursements to other governments	10,585,515	
County clerk disbursements	957,315	
Sheriff's collections	19,505	
Public Trustee foreclosure disbursements	19,322	
Total Deductions	<u>11,581,657</u>	11,581,657

Change in Net Position	932,370	
Net Position, beginning of year	12,192,785	
Net Position, end of year	<u>\$ 13,125,155</u>	

The accompanying notes to financial statements
are an integral part of these statements.

Crowley County, Colorado
Notes to the Financial Statements
December 31, 2023

Note 1 **Summary of Significant Accounting Policies**

The financial statements of Crowley County, Colorado (the “County”) are prepared in accordance with generally accepted accounting principles (“GAAP”). The Governmental Accounting Standards Board (“GASB”) is responsible for establishing GAAP for state and local governments through its pronouncements (Statements and Interpretations). The more significant accounting policies established by GAAP used by the County are discussed below:

Reporting Entity

The reporting entity consists of (a) the primary government, i.e., the County, and (b) organizations for which the County is financially accountable. The County is considered financially accountable for legally separate organizations if it is able to appoint a voting majority of an organization’s governing body and it either able to impose its will on that organization or there is a potential for the organization to provide specific financial benefits to, or to impose specific financial burdens on, the County. Consideration is also given to other organizations, which are fiscally dependent, i.e., unable to adopt a budget, levy taxes, or issue debt without approval by the County. Organizations for which the nature and significance of their relationship with the County are such that exclusion would cause the reporting entity’s financial statements to be misleading or incomplete are also included in the reporting entity.

Based on the criteria above, the County is not financially accountable for any other entity.

Government-Wide and Fund Financial Statements

The County’s basic financial statements include both government-wide (reporting the County as a whole) and fund financial statements (reporting the County’s major funds). Both the government-wide and fund financial statements categorize primary activities as either governmental or business-type. The County’s sheriff’s protection, road maintenance, culture and recreation, and administration are classified as governmental activities.

The government-wide Statement of Activities reports both the gross and net cost of each of the County’s functions. The functions are also supported by general government revenues (property and sales taxes, intergovernmental revenue, investment earnings, etc.). The Statement of Activities reduces gross expenses (including depreciation) by related program revenues and operating and capital grants. Program revenues must be directly associated with the function (police, roads, etc.) or a business-type activity. Operating grants include operating-specific and discretionary (either operating or capital) grants while the capital grants column reflects capital-specific grants.

The government-wide focus is on the sustainability of the County as an entity and the change in the County’s net position resulting from the current year’s activities.

Fund Financial Statements

The financial transactions of the County are reported in individual funds in the fund financial statements. Each fund is accounted for by providing a separate set of self-balancing accounts that comprises its assets, liabilities, reserves, net position, revenues, and expenditures/expenses.

The fund focus is on current available resources and budget compliance.

The County reports the following major governmental funds:

- The *General Fund* is the County's primary operating fund. It accounts for all financial resources of the County, except those required to be accounted for in another fund. The main sources of revenues include property taxes, specific ownership taxes, sales taxes, and intergovernmental revenues. The expenditures include general government and public safety.
- The *Road and Bridge Fund* accounts for assets and earnings to be used for road and bridge maintenance. The main sources of revenues include property taxes and highway user's trust fund revenues. The expenditures are mainly for public works which includes road and bridge maintenance.
- The *Department of Human Services* accounts for assets and earnings to be used for welfare expenditures. The main sources of revenues include property taxes and intergovernmental revenues which include both state and federal programs. The expenditures are mainly for benefits paid to qualifying recipients.

The County reports the following non-major funds:

- The *Contingent Fund* accounts for assets and earnings that are governed by CRS.
- The *Conservation Trust Fund* accounts for lottery proceeds required to be expended solely on park and recreation improvements.
- The *E911 Fund* accounts for assets and earnings that are used for the public safety communication system.
- The *Revolving Loan Fund* accounts for loans made to and collections from qualifying individuals.
- The *EMS/Fire Fund* accounts for property taxes and other revenues relating to EMS and Fire Services.
- The *SERAHB (Southeast Regional All Hazards Board) Fund* accounts for funds received and spent in southeast Colorado for the identification & mitigation of hazardous materials.
- The *SECOR (Southeast Colorado Opioid Recovery) Fund* accounts for funds received and spent in southeast Colorado relating to opioid use and addiction.

The County reports the following business-type funds:

- The *Water Fund* accounts for sales and purchases of water to the County users.
- The *Ambulance Fund* accounts for the ambulance services provided by the County.

The County agency funds are the County Treasurer, County Clerk, Sheriff's Office, and Public Trustee whose activity is added together for the financial statements and is reported as a custodial fund.

Measurement Focus, Basis of Accounting and Financial Statement Presentation

Measurement focus refers to whether financial statements measure changes in current resources only (current financial focus) or changes in both current and long-term resources (long-term economic focus). Basis of accounting refers to the point at which revenues, expenditures, or expenses are recognized in the financial statements. Financial statement presentation refers to classification of revenues by source and expenses by function.

Long-Term Economic Focus and Accrual Basis

The governmental activities in the government-wide financial statements use the long-term economic focus and are presented on the accrual basis of accounting. Revenues are recognized when earned and expenses are recognized when incurred, regardless of the timing of the related cash flows.

Current Financial Focus and Modified Accrual Basis

The governmental fund financial statements use the current financial focus and are presented on the modified accrual basis of accounting. Under the modified accrual basis of accounting, revenues are recorded when susceptible to accrual, i.e., both measurable and available. "Available" means collectible within the current period or soon enough thereafter (60 days) to be used to pay liabilities of the current period. Expenditures are generally recognized when the related liability is incurred. The exception to this general rule is that principal and interest on general long-term debt, if any, is recognized when due.

Financial Statement Presentation

Amounts reported as program revenues include (1) charges to customers and applicants for goods, services, or privileges, (2) operating grants and contributions, and (3) capital grants and contributions, including special assessments. Internally dedicated resources are reported as *general revenues* rather than as program revenues. Likewise, general revenues include all taxes.

Investments

Investments are stated at fair market value, which is the same as cost, and include certificates of deposit and water shares.

Inventories

Inventories are stated at the lower of cost or market using first-in, first-out (FIFO) to record the changes.

Property Taxes

Annual property taxes are levied and assessed on January 1 and are certified by the County by November 1 of the current year. On January 1 of the following year, the County Treasurer bills the property owners, thus establishing an enforceable lien on the property.

The County Treasurer also collects the property taxes and remits the collections on a monthly basis to the County.

The County recognizes a receivable, net of estimated uncollectible amounts, for property tax levied upon certification to the County Treasurer. A deferred in-flow is recorded in the same amount since the taxes are not available at year-end to fund expenditures of the current year.

Property taxes are recognized as revenue in the year in which they are intended to finance operating expenses.

Capital Assets

Capital assets, which include land, land improvements, distribution systems, buildings, equipment, and vehicles, are reported in the applicable governmental or business-type activity columns in the government-wide financial statements. Capital assets are defined by the County as assets with an initial cost of \$5,000 or more and an estimated useful life in excess of one year for all assets other than equipment. Such assets are recorded at historical cost. Donated capital assets are recorded at estimated fair value at the date of donation. New infrastructure costs will be capitalized as of January 1, 2004 and future years.

The costs of normal maintenance and repair that do not add to the value of the asset or materially extend asset lives are not capitalized. Improvements are capitalized and depreciated over the remaining useful lives of the related fixed assets, as applicable.

Capital outlay for projects is capitalized as projects are constructed.

Capital assets are depreciated using the straight-line method over the following estimated useful lives:

<u>Assets</u>	<u>Years</u>
Buildings and improvements	40-50
Machinery and equipment	7-10
Vehicles	7-10
Infrastructure	75

Vacation Days & Sick Leave

Vacation leave is accrued monthly for regular full-time employees, with a maximum of 140 hours or 160 hours, depending on how many hours are worked weekly. Accrual begins the first full month after date of hire. Unused vacation hours are carried over into the next year. Sick leave is accrued monthly beginning on date of hire. Depending on employee classification status and hours worked per week, maximum accruals are set at 48 hours, 420 hours, or 480 hours. Upon termination, any unused vacation hours accrued will be paid out to the employee. 10% of the accrued sick leave will be paid to regular full-time employees. Accrued sick leave will not be paid to regular part-time or temporary employees upon termination of employment.

Long-Term Obligations

Long-term debt is recognized as a liability of a governmental fund when due, or when resources have been accumulated for payment early in the following year. For other long-term obligations, only that portion expected to be financed from expendable available financial resources is reported as a fund liability of the governmental fund. The remaining portion of such obligations is reported in the governmental activities' column of the government-wide financial statements.

Use of Estimates

The preparation of financial statements in conformity with GAAP required the County's management to make estimates and assumptions that affect the reported amounts of assets and liabilities, the disclosure of contingent assets and liabilities at the date of the financial statements, and the reported amount of revenues and expenditures or expenses during the reporting period. Actual results could differ from those estimates.

Legal Provisions and Authorization for Deposits

The County is governed by state statutes as to the type of institutions and investments with which it may deposit funds and transact business.

Contraband

Per Colorado Contraband Forfeiture Act (C.R.S. 16-13-501 to 511), proceeds received from the seizure of contraband must be used for the specific purpose of law enforcement activities. These proceeds are exempt from the appropriation process. Crowley County received no material proceeds from contraband during the year.

Cash and Cash Equivalents

For purposes of the statement of cash flows, the County considers all highly liquid investments with a maturity of three months or less when purchased to be cash equivalents.

Allowance for Doubtful Accounts

Annually the County reviews the various accounts receivable balances in the Ambulance Fund and makes a determination of what the allowance should be. The amount may vary from year to year.

Business-type Activities

Operating revenues for proprietary funds are those revenues that are a result of providing services to individuals and businesses that are serviced by the various proprietary funds.

Interfund Transactions

Transactions between funds that would be treated as revenues, expenditures, or expenses if they involved organizations external to the County are accounted for as revenues, expenditures or expenses in the funds involved. Transactions which constitute reimbursement of a fund for expenditures or expenses initially made from that fund which are properly applicable to another fund are recorded as expenditures or expenses in the

reimbursing fund and as reductions of the expenditure or expense in the fund that is reimbursed.

Non-recurring or non-routine transfers of equity between funds are referred to as residual equity transfers and are reported as additions to or deductions from the fund balance of governmental funds. Transfers of equity to proprietary funds are treated as contributed capital and such transfers from proprietary funds are reported as reductions of retained earnings or contributed capital as is appropriate in the circumstances. All other legally authorized transfers are treated as operating transfers and are included in the results of operations of both governmental and proprietary funds.

Certain eliminations have been made as prescribed by GASB Statement No. 34 in regard to interfund activities, payables, and receivables. All internal balances in the Statement of Net Position have been eliminated except those representing balances between the governmental activities and the business-type activities. In the Statement of Activities, transactions between governmental and business-type activities have not been eliminated.

Note 2 Stewardship, Compliance and Accountability

Budgetary Information

Budgets are adopted on a basis consistent with generally accepted accounting principles. Annual appropriations are adopted for all funds. Expenditures may not legally exceed appropriations at the fund level. All appropriations lapse at year-end.

As required by Colorado, the County followed the required timetable noted below in preparing, approving, and enacting its budget for each year.

For each budget year, prior to August 25, the County Assessor sent to the County an assessed valuation of all taxable property within the County's boundaries.

The Administrative Assistant, or other qualified person appointed by the Commissioners, submitted to the Commissioners, on or before October 15, a recommended budget which detailed the necessary property taxes needed along with other available revenues to meet the County's operating requirements.

Prior to December 15, a public hearing was held for the budget, the Council certified to the County Commissioners a levy rate that derived the necessary property taxes as computed in the proposed budget, and the Council adopted the proposed budget and an appropriating resolution that legally appropriated expenditures for the upcoming year.

After adoption of the budget resolution, the County may make the following changes: a) it may transfer appropriated money between funds; b) approve supplemental appropriations to the extent of revenues in excess of estimated revenues in the budget; c) approve emergency appropriations; and d) reduce appropriations for which originally estimated revenues are insufficient.

Taxes levied in one year are collected in the succeeding year. Thus, taxes certified in 2022 were collected in 2023 and taxes certified in 2023 will be collected in 2024. Taxes are due on January 1st in the year of collection; however, they may be paid in either one installment (no later than April 30th) or two equal installments (not later than February 28th)

and June 15th) without interest or penalty. Taxes that are not paid within the prescribed time bear interest at the rate of one percent (1%) per month until paid. Unpaid amounts and the accrued interest thereon become delinquent on June 16th.

Encumbrance accounting, under which purchase orders, contracts, and other commitments for the expenditure of monies are recorded in order to reserve that portion of the applicable appropriation, is not employed by the County because it is at present considered not necessary to assure effective budgetary control or to facilitate effective cash planning and control.

During the year, supplemental appropriations budgets were adopted due to unanticipated revenues and expenditures.

TABOR Amendment

In November 1992, Colorado voters amended Article X of the Colorado Constitution by adding Section 20, commonly known as the Taxpayer's Bill of Rights ("TABOR"). TABOR contains revenue, spending, tax, and debt limitations that apply to the State of Colorado and local governments. TABOR requires, with certain exceptions, advance voter approval for any new tax, tax rate increase, mill levy above that for the prior year, extension of any expiring tax, or tax policy change directly causing a net tax revenue gain to any local government.

Except for refinancing bonded debt at a lower interest rate or adding new employees to existing pension plans, TABOR required advance voter approval for the creation of any multiple-fiscal year debt or other financial obligation unless adequate present cash reserves are pledged irrevocably and held for payments in all future fiscal years.

In November 1996, the voters of the County approved a ballot initiative permitting the County to retain, appropriate, and utilize, by retention for reserve, carryover fund balance, or expenditure, the full proceeds and revenues received from every source whatever, without limitation, in 1995 and all subsequent years, notwithstanding any limitation of Article X, Section 20 of the Colorado Constitution.

The County's management believes it is in compliance with the financial provisions of TABOR. However, TABOR is complex and subject to interpretation. Many of its provisions, including the interpretation of how to calculate fiscal year spending limits, will require judicial interpretation.

Note 3

Deposits and Investments

Deposits

The Colorado Public Deposit Protection Act ("PDPA") requires that all governments deposit cash in eligible public depositories; eligibility is determined by State regulators. Amounts on deposit in excess of Federal insurance levels must be collateralized. The eligible collateral is determined by the PDPA. The PDPA allows the institution to create a single collateral pool for all public funds. The pool is to be maintained by another institution or held in trust for all the uninsured public depositories as a group. The market value of the funds held as collateral must be at least equal to 102% of the aggregate uninsured deposits.

The County had \$12,742,581 in local banks which was covered by the Federal Deposit Insurance Corporation (FDIC) and PDPA. The County also had \$500 cash on hand.

Custodial Credit Risk

The County is not exposed to custodial credit risk in that all cash and investments, except the amounts with COLOTRUST, are covered by FDIC insurance and by the PDPA. The County does receive notification from the bank that the bank is in compliance with the Public Depository Protection Act as defined in Colorado Revised Statutes, as amended.

Investments

Colorado Statutes authorize the County to invest in any of the following:

Repurchase agreements, obligations of the United States or obligations unconditionally guaranteed by the United States, obligations of the State of Colorado and most general obligations of units of local government, federally insured mortgages, and student loans.

Participation with other local governments in pooled investment funds (trusts), these trusts are supervised by participating governments, and must comply with the same restrictions on cash deposits and investments. (One such trust formed under the statute is COLOTRUST).

COLOTRUST PRIME and PLUS+ pools are a 2a7-like investment pool. The following facts are relevant for 2a7-like investment pools:

- Credit risk: COLOTRUST PRIME and PLUS+ Portfolios are rated AAAM by S&P.
- Portfolio Type: U.S. Treasury Securities, U.S. Government Agencies, Purchase Agreements.
- Rating: AAAM by S&P Global Ratings.
- Liquidity: Same day liquidity available.
- NAV Type: Stable NAV, traditional stable \$1.00 NAV.
- Custodial credit risk: COLOTRUST PRIME and PLUS+ participants' investments in the pool are evidenced by shares of the pool. Investments in pools should be disclosed, but not categorized because they are not evidenced by securities that exist in physical or book-entry form. The public entity's investment is with the pool, not the securities that make up the pool; therefore, no disclosure is required.
- Concentration of credit risk: Pooled investments are excluded from the 5 percent disclosure requirement.
- Interest rate risk: 2a7-like investment pools are excluded from this disclosure requirement, per paragraph 15 of the GASB 40 statement.

The County had \$5,271,870 invested in COLOTRUST at year-end.

The County is not exposed to any other investment risks as defined in GASB 40.

Note 4**Capital Assets**

Capital asset activity for the year ended December 31, 2023 was as follows:

	<u>Beginning Balance</u>	<u>Increases</u>	<u>Decreases</u>	<u>Ending Balance</u>
Governmental Activities:				
Capital Assets being Depreciated				
Buildings	\$ 1,392,464	\$ 19,900	\$ -	\$ 1,412,364
Equipment & Furniture	4,849,579	290,058	-	5,139,637
Total Capital Assets being Depreciated	6,242,043	309,958	-	6,552,001
Less Accumulated Depreciation	(2,525,326)	(337,289)	-	(2,862,615)
Total Capital Assets	<u>\$ 3,716,717</u>	<u>\$ (27,331)</u>	<u>\$ -</u>	<u>\$ 3,689,386</u>

Depreciation expense was charged to functions of the primary government as follows:

Governmental Activities:	
DHS	\$ 1,782
Recreation	8,813
General Government	27,553
Public Safety	98,873
Public Works	200,268
Total Depreciation Expense – Governmental Activities	<u>\$ 337,289</u>

	<u>Beginning Balance</u>	<u>Increases</u>	<u>Decreases</u>	<u>Ending Balance</u>
Business-type Activities:				
Capital Assets being Depreciated				
Distribution Assets	\$ 2,997,281	\$ 225,905	\$ -	\$ 3,223,186
Vehicles & Equipment	1,230,149	33,760	(143,110)	1,120,799
Total	4,227,430	259,665	(143,110)	4,343,985
Less Accumulated Depreciation	(2,469,203)	(154,213)	143,110	(2,480,306)
Total Capital Assets being Depreciated	1,758,227	105,452	-	1,863,679
Construction in Progress	170,762	681,001	-	851,763
Total Capital Assets	<u>\$ 1,928,989</u>	<u>\$ 786,453</u>	<u>\$ -</u>	<u>\$ 2,715,442</u>

Depreciation expense was charged to functions of the primary government as follows:

Business-Type Activities:	
Water Distribution	\$ 100,348
Ambulance Services	53,865
Total Depreciation Expense – Business-Type Activities	<u>\$ 154,213</u>

Note 5 Long-term Debt

A summary of changes in long-term debt is:

	<u>Balance</u> <u>1/1/2023</u>	<u>Increases</u>	<u>Decreases</u>	<u>Balance</u> <u>12/31/2023</u>	<u>Due in</u> <u>One year</u>
Governmental-Type Activities	\$ 94,093	\$ -	\$ (23,498)	\$ 70,595	\$ 23,498
Accrued Vacation & Sick Leave	77,451	-	-	77,451	-
	<u>\$ 171,544</u>	<u>\$ -</u>	<u>\$ (23,498)</u>	<u>\$ 148,046</u>	<u>\$ 23,498</u>

General Long-Term Debt

During January 2022, the County entered into a lease purchase agreement for the purchase of body cams. The total cost will be \$115,393. The agreement calls for a down payment of \$21,401 and four annual payments of \$23,498. There was not a stated interest rate in the contract and any interest paid by the County would be immaterial.

	<u>Principal</u>	<u>Interest</u>	<u>Total</u>
2024	\$ 23,498	\$ -	\$ 23,498
2025	23,498	-	23,498
2026	23,599	-	23,599
Total	<u>\$ 70,595</u>	<u>\$ -</u>	<u>\$ 70,595</u>

Note 6 Risk Management

County Workers' Compensation Pool

The County is exposed to various risks of loss related to injuries of employees while on the job. The County joined together with other Counties in the State of Colorado to form the County Workers' Compensation Pool (CWCP), a public entity risk pool currently operating as a common risk management and insurance program for member counties. The County pays an annual contribution to CWCP for its workers' compensation insurance coverage. The intergovernmental agreement of formation of CWCP provides that the Pool will be financially self-sustaining through member contributions and additional assessments, if necessary, and the Pool will purchase excess insurance through commercial companies for members' claims in excess of a specified self-insured retention, which is determined each policy year.

Colorado Counties Casualty and Property Pool

The County is exposed to various risks of loss related to property and casualty losses. The County joined together with other Counties in the State of Colorado to form the Colorado Counties Casualty and Property Pool (CAPP), a public entity risk pool currently operating as a common risk management and insurance program for member counties. The County pays an annual contribution to CAPP for its property and casualty insurance coverage.

The intergovernmental agreement of formation of CAPP provides that the Pool will be financially self-sustaining through member contributions and additional assessments, if necessary, and the Pool will purchase excess insurance through commercial companies for members' claims in excess of a specified self-insured retention, which is determined each policy year.

The County, in their opinion, has obtained adequate coverage as required by Colorado Revised Statutes to settle claims in the ordinary course of business. However, due to the unknown nature of potential liability, some claims may arise that fall outside the coverage limits for which the County would be financially responsible.

Note 7

Joint Ventures

The County participates in various pools covering workers' compensation and property and casualty losses. These joint ventures do not meet the criteria for inclusion within the reporting entity because the pools:

- are financially independent and responsible for their own financial deficits and entitled to their own surpluses,
- have separate governing boards from that of the County, which is comprised of one voting member from each participating County,
- have governing boards and management who have the ability to significantly influence operations by approving budgetary requests and adjustments, signing contracts, hiring personnel, exercising control over facilities, and determining the outcome or disposition of matters affecting the recipients of services provided, and
- have absolute authority over all funds and fiscal responsibility including budgetary responsibility and reporting to state agencies and control fiscal management.

Note 8

Contingent Liabilities

During the latter part of 2004, the State of Colorado, Department of Human Services converted to a new accounting system to account for the public welfare costs, revenues, and eligible clients. The accounting system failed, and several clients received more welfare benefits than they were entitled to. It was ruled in federal court that if a welfare client received excess funds as a result of the State of Colorado, Department of Human Services or the County Department of Social Services error or errors, the welfare client was not responsible for repaying the excess amount and the State and County could not start a collection effort. The State has not decided if they will pursue collection efforts against the County for any excess payments made because of the accounting system errors.

The amount of liability, if any, that the County could owe to the State because of the errors is not known and the impact on the financial statements, if any, cannot be determined.

Note 9

Pension Plan

The County provides pension benefits for all of its full-time employees who work at least 30 hours per week for 12 months out of the year through a defined contribution plan administered by Colorado Retirement Association (CRA). In a defined contribution plan, benefits depend solely on amounts contributed to the plan plus investment earnings. Employees are eligible to participate after one year of full-time employment. The County rate of contribution is 5% for the retirement plan. The employee must contribute 4% and may contribute more at their election. The County's contributions for each employee and interest allocated to the employee's account are fully vested immediately.

Plan provisions and contribution requirements are established and may be amended by the Commissioners.

The County's total payroll during 2023 was \$2,652,436. The County's contributions were calculated using the covered payroll of \$1,980,368. Both the County and the covered employees made the required contributions, amounting to \$99,018 and \$79,215, respectively.

A deferred compensation plan under Section 457 of the Internal Revenue Code is also available to all eligible employees for voluntary contributions of up to a maximum specified by the Internal Revenue Service. Employees are eligible to participate on the first day of the month following date of hire. The plan is administered by CRA, and plan provisions are established and may be amended by the Commissioners.

Note 10

Fund Balances

The County has applied the requirements of GASB 54 – Fund Balance Reporting.

Non-spendable fund balance – The portion of fund balance that cannot be spent because it is either not in spendable form (such as inventory and prepaid amounts) or is legally or contractually required to be maintained intact.

Restricted fund balance – The portion of fund balance constrained to being used for a specific purpose by external parties (such as grantors or bondholders), constitutional provisions or enabling legislation.

Committed fund balance – The portion of fund balance constrained for specific purposes according to the limitations imposed by the County's highest level of decision-making authority, the County Commissioners, or other individuals authorized to assign funds to be used for a specific purpose. This classification is necessary to indicate that those funds are, at a minimum, intended to be used for the purpose of that particular fund.

Assigned fund balance – The portion of fund balance set aside for planned or intended purposes but is neither restricted nor committed. The intended use may be expressed by the County Commissioners or other individuals authorized to assign funds to be used for a specific purpose. Assigned fund balances in special revenue funds will also include any remaining fund balance that is not restricted or committed. This classification is necessary

to indicate that those funds are, at a minimum, intended to be used for the purpose of that particular fund.

Unassigned fund balance – The residual portion of fund balance that does not meet any of the above criteria. The County will only report a positive unassigned fund balance in the General Fund.

When both restricted and unrestricted fund balances are available for use, it is the County’s policy to use restricted funds first. Unrestricted fund balance will be used in the following order: committed, assigned, unassigned.

In the fund financial statements, the governmental funds report the following classification of fund balances at year-end.

	Fund Financial Statements
Nonspendable	
Inventory	\$ 14,500
Total	<u>14,500</u>
Committed	
Department of Human Services	817,259
Road & Bridge	<u>1,294,134</u>
Total	<u>2,111,393</u>
Assigned	
Non-Major Funds:	
E911	361,149
Conservation Trust	184,229
Contingent	29,355
Revolving Loan	750
EMS/Fire	179,839
SERAHB	-
SECOR	<u>162,918</u>
Total	<u>918,240</u>
Unassigned	
General	<u>8,731,231</u>
Total	<u>8,731,231</u>
 Total Fund Balance	 <u>\$ 11,775,364</u>

Note 11 Restatement of Net Position, Water Fund

During 2023, the County found that a federal grant in the amount of \$154,981 had been reported as income during 2022 and not as an unearned revenue balance. A restatement of the beginning net position of the water fund was made to restate the beginning fund balance from \$2,796,170 to \$2,641,189.

Crowley County, Colorado
Budget and Actual
General
For the year ended December 31, 2023

	<u>Budgeted Amounts</u>		<u>Actual Amounts, Budgetary Basis</u>
	<u>Original</u>	<u>Final</u>	
REVENUES			
Property Taxes	\$ 1,518,972	\$ 1,518,972	\$ 1,490,649
SO Taxes	149,000	149,000	159,707
Sales and miscellaneous taxes	1,200,000	1,200,000	1,160,275
Fees and fines	8,200	8,200	7,003
Licenses and permits	4,000	4,000	4,017
Intergovernmental	710,562	710,562	976,835
Charges for services	712,605	712,605	599,253
Investment earnings	95,000	95,000	446,175
Rental income	55,800	55,800	52,026
Miscellaneous	10,700	10,700	197,647
Total revenues	<u>4,464,839</u>	<u>4,464,839</u>	<u>5,093,587</u>
EXPENDITURES			
Current:			
General government	2,627,303	2,727,303	2,566,405
Public Safety	686,346	686,346	492,852
Health	12,318	12,318	16,825
Culture and recreation	847,717	847,717	813,665
Debt Service:			
Principal	23,524	23,524	23,498
Capital Outlay	70,040	70,040	97,293
Total Expenditures	<u>4,267,248</u>	<u>4,367,248</u>	<u>4,010,538</u>
Excess (deficiency) of revenues over expenditures	<u>197,591</u>	<u>97,591</u>	<u>1,083,049</u>
Net change in fund balance	197,591	97,591	1,083,049
Fund balance - beginning	7,485,664	7,485,664	7,648,182
Fund balance - ending	<u>\$ 7,683,255</u>	<u>\$ 7,583,255</u>	<u>\$ 8,731,231</u>

Crowley County, Colorado
Budget and Actual
Road & Bridge
For the year ended December 31, 2023

	<u>Budgeted Amounts</u>		<u>Actual Amounts, Budgetary Basis</u>
	<u>Original</u>	<u>Final</u>	
REVENUES			
Property Taxes	\$ 587,437	\$ 587,437	\$ 569,658
SO Taxes	65,000	65,000	62,512
Licenses and permits	500	500	-
Intergovernmental	748,459	748,459	751,062
Miscellaneous	500	500	95,989
Total revenues	<u>1,401,896</u>	<u>1,401,896</u>	<u>1,479,221</u>
EXPENDITURES			
Current:			
General government	25,000	25,000	17,048
Highways and roads	1,302,231	1,302,231	1,326,423
Debt Service:			
Capital Outlay	<u>150,000</u>	<u>150,000</u>	<u>58,113</u>
Total Expenditures	<u>1,477,231</u>	<u>1,477,231</u>	<u>1,401,584</u>
Excess (deficiency) of revenues over expenditures	<u>(75,335)</u>	<u>(75,335)</u>	<u>77,637</u>
Net change in fund balance	(75,335)	(75,335)	77,637
Fund balance - beginning	1,212,605	1,212,605	1,230,997
Fund balance - ending	<u>\$ 1,137,270</u>	<u>\$ 1,137,270</u>	<u>\$ 1,308,634</u>

Crowley County, Colorado
Budget and Actual
Human Services
For the year ended December 31, 2023

	<u>Budgeted Amounts</u>		<u>Actual Amounts, Budgetary Basis</u>
	<u>Original</u>	<u>Final</u>	
REVENUES			
Property Taxes	\$ 195,746	\$ 195,746	\$ 189,855
SO Taxes	20,000	20,000	20,700
Intergovernmental	1,200,425	1,200,425	1,396,116
Miscellaneous	750	750	838
Total revenues	<u>1,416,921</u>	<u>1,416,921</u>	<u>1,607,509</u>
EXPENDITURES			
Current:			
Health and welfare	<u>1,521,599</u>	<u>1,521,599</u>	<u>1,559,304</u>
Total Expenditures	<u>1,521,599</u>	<u>1,521,599</u>	<u>1,559,304</u>
Excess (deficiency) of revenues over expenditures	<u>(104,678)</u>	<u>(104,678)</u>	<u>48,205</u>
Net change in fund balance	(104,678)	(104,678)	48,205
Fund balance - beginning	711,058	711,058	769,054
Fund balance - ending	<u>\$ 606,380</u>	<u>\$ 606,380</u>	<u>\$ 817,259</u>

Crowley County, Colorado
Budget and Actual
Water
For the year ended December 31, 2023

	<u>Budgeted Amounts</u>		<u>Actual Amounts, Budgetary Basis</u>
	<u>Original</u>	<u>Final</u>	
REVENUES			
Charges for services	\$ 322,563	\$ 322,563	\$ 322,563
Miscellaneous	500,000	500,000	-
Total revenues	<u>822,563</u>	<u>822,563</u>	<u>322,563</u>
EXPENDITURES			
Contractual services	97,159	97,159	97,164
Utilities	65,000	65,000	72,622
Repairs and maintenance	25,000	25,000	17,348
Other supplies and expenses	14,100	14,100	18,165
Insurance claims and expenses	1,800	1,800	2,767
Miscellaneous	154,936	154,936	2,006
Depreciation	90,500	90,500	100,348
Capital outlay	500,000	750,000	906,906
Total Operating Expenses	<u>948,495</u>	<u>1,198,495</u>	<u>1,217,326</u>
Operating income (loss)	<u>(125,932)</u>	<u>(375,932)</u>	<u>(894,763)</u>
RECONCILING ITEM			
Capital outlay	<u>-</u>	<u>-</u>	<u>906,906</u>
Net change in net position	(125,932)	(375,932)	12,143
Net position - beginning	2,577,813	2,577,813	2,796,170
Net position - ending	<u>\$ 2,451,881</u>	<u>\$ 2,201,881</u>	<u>\$ 2,808,313</u>

Crowley County, Colorado
Budget and Actual
Ambulance
For the year ended December 31, 2023

	Budgeted Amounts		Actual Amounts, Budgetary Basis
	Original	Final	
REVENUES			
Charges for services	\$ 215,000	\$ 215,000	\$ 482,811
Miscellaneous	-	-	67,585
Total revenues	<u>215,000</u>	<u>215,000</u>	<u>550,396</u>
EXPENDITURES			
Personal services	205,192	205,192	183,990
Utilities	5,000	5,000	3,888
Repairs and maintenance	154,946	154,946	3,778
Other supplies and expenses	58,350	58,350	57,652
Insurance claims and expenses	4,950	4,950	6,391
Miscellaneous	96,181	96,181	45,966
Depreciation	65,000	65,000	53,865
Total Operating Expenses	<u>589,619</u>	<u>589,619</u>	<u>355,530</u>
Operating income (loss)	<u>(374,619)</u>	<u>(374,619)</u>	<u>194,866</u>
OTHER FINANCING SOURCES (USES)			
Capital grants	166,757	166,757	25,355
Total other financing sources and uses	<u>166,757</u>	<u>166,757</u>	<u>25,355</u>
Net change in net position	(207,862)	(207,862)	220,221
Net position - beginning	468,798	468,798	698,521
Net position - ending	<u>\$ 260,936</u>	<u>\$ 260,936</u>	<u>\$ 918,742</u>

Crowley County, Colorado
Balance Sheet
Other Governmental Funds
December 31, 2023

	E-911	Conservation Trust	Contingent	Revolving Loan Fund	EMS/Fire	SERAHB	SECOR	Total Governmental Funds
Cash and cash equivalents	\$ 322,965	\$ 184,229	\$ 29,355	\$ 750	\$ 178,895	\$ 50,000	\$ 162,918	\$ 929,112
Taxes receivable, net	-	-	-	-	90,838	-	-	90,838
Other receivables	38,249	-	-	-	6,782	558	-	45,589
Total assets	<u>361,214</u>	<u>184,229</u>	<u>29,355</u>	<u>750</u>	<u>276,515</u>	<u>50,558</u>	<u>162,918</u>	<u>1,065,539</u>

LIABILITIES AND FUND BALANCE

Liabilities:								
Accounts payable	65	-	-	-	5,838	558	-	6,461
Due to other funds	-	-	-	-	-	50,000	-	50,000
Total liabilities	<u>65</u>	<u>-</u>	<u>-</u>	<u>-</u>	<u>5,838</u>	<u>50,558</u>	<u>-</u>	<u>56,461</u>

Deferred in-flows of resources	-	-	-	-	90,838	-	-	90,838
Deferred property taxes	-	-	-	-	90,838	-	-	90,838
Total deferred in-flows	<u>-</u>	<u>-</u>	<u>-</u>	<u>-</u>	<u>90,838</u>	<u>-</u>	<u>-</u>	<u>90,838</u>

Fund balance:								
Assigned	361,149	184,229	29,355	750	179,839	-	162,918	918,240
Fund balance:	<u>361,149</u>	<u>184,229</u>	<u>29,355</u>	<u>750</u>	<u>179,839</u>	<u>-</u>	<u>162,918</u>	<u>918,240</u>
Total liabilities and fund balance	<u>\$ 361,214</u>	<u>\$ 184,229</u>	<u>\$ 29,355</u>	<u>\$ 750</u>	<u>\$ 276,515</u>	<u>\$ 50,558</u>	<u>\$ 162,918</u>	<u>\$ 1,065,539</u>

Crowley County, Colorado
Statement of Revenues, Expenditures and Changes in Fund Balance
Other Governmental Funds
For the Year Ended December 31, 2023

	E-911	Conservation Trust	Contingent	Revolving Loan Fund	EMS/Fire	SERAHB	SECOR	Total-Other Governmental Funds
REVENUES								
Property Taxes	\$ -	\$ -	\$ -	\$ -	\$ 87,556	\$ -	\$ -	\$ 87,556
SO Taxes	-	-	-	-	9,554	-	-	9,554
Intergovernmental	-	58,086	-	-	26,956	558	162,818	248,418
Charges for services	111,723	-	-	-	-	-	-	111,723
Investment earnings	6,667	-	-	-	-	-	100	6,767
Miscellaneous	-	8,677	-	-	-	-	-	8,677
Total revenues	118,390	66,763	-	-	124,066	558	162,918	472,695
EXPENDITURES								
Current:								
General government	500	-	-	-	-	-	-	500
Public Safety	36,680	-	-	-	129,858	558	-	167,096
Culture and recreation	-	32,341	-	-	-	-	-	32,341
Capital Outlay	-	114,552	-	-	40,000	-	-	154,552
Total Expenditures	37,180	146,893	-	-	169,858	558	-	354,489
Excess (deficiency) of revenues over expenditures	81,210	(80,130)	-	-	(45,792)	-	162,918	118,206
SPECIAL ITEM								
Proceeds from sale of land	-	-	-	-	9,000	-	-	9,000
Net change in fund balance	81,210	(80,130)	-	-	(36,792)	-	162,918	127,206
Fund balance - beginning	279,939	264,359	29,355	750	216,631	-	-	791,034
Fund balance - ending	\$ 361,149	\$ 184,229	\$ 29,355	\$ 750	\$ 179,839	\$ -	\$ 162,918	\$ 918,240

Crowley County, Colorado
Statement of Revenues, Expenditures and Changes in Fund Balance
Other Governmental Funds
For the Year Ended December 31, 2023

	E-911	Conservation Trust	Contingent	Revolving Loan Fund	EMS/Fire	SERAHB	SECOR	Total-Other Governmental Funds
REVENUES								
Property Taxes	\$ -	\$ -	\$ -	\$ -	\$ 87,556	\$ -	\$ -	\$ 87,556
SO Taxes	-	-	-	-	9,554	-	-	9,554
Intergovernmental	-	58,086	-	-	26,956	558	162,818	248,418
Charges for services	111,723	-	-	-	-	-	-	111,723
Investment earnings	6,667	-	-	-	-	-	100	6,767
Miscellaneous	-	8,677	-	-	-	-	-	8,677
Total revenues	<u>118,390</u>	<u>66,763</u>	<u>-</u>	<u>-</u>	<u>124,066</u>	<u>558</u>	<u>162,918</u>	<u>472,695</u>
EXPENDITURES								
Current:								
General government	500	-	-	-	-	-	-	500
Public Safety	36,680	-	-	-	129,858	558	-	167,096
Culture and recreation	-	32,341	-	-	-	-	-	32,341
Capital Outlay	-	114,552	-	-	40,000	-	-	154,552
Total Expenditures	<u>37,180</u>	<u>146,893</u>	<u>-</u>	<u>-</u>	<u>169,858</u>	<u>558</u>	<u>-</u>	<u>354,489</u>
Excess (deficiency) of revenues over expenditures	81,210	(80,130)	-	-	(45,792)	-	162,918	118,206
SPECIAL ITEM								
Proceeds from sale of land	-	-	-	-	9,000	-	-	9,000
Net change in fund balance	81,210	(80,130)	-	-	(36,792)	-	162,918	127,206
Fund balance - beginning	279,939	264,359	29,355	750	216,631	-	-	791,034
Fund balance - ending	<u>\$ 361,149</u>	<u>\$ 184,229</u>	<u>\$ 29,355</u>	<u>\$ 750</u>	<u>\$ 179,839</u>	<u>\$ -</u>	<u>\$ 162,918</u>	<u>\$ 918,240</u>

Crowley County, Colorado
Budget and Actual
EMS/Fire
For the year ended December 31, 2023

	<u>Budgeted Amounts</u>		<u>Actual Amounts, Budgetary Basis</u>
	<u>Original</u>	<u>Final</u>	
REVENUES			
Property Taxes	\$ 90,344	\$ 90,344	\$ 87,556
SO Taxes	10,000	10,000	9,554
Intergovernmental	21,000	21,000	26,956
Total revenues	<u>121,344</u>	<u>121,344</u>	<u>124,066</u>
EXPENDITURES			
Current:			
Public Safety	140,268	140,268	129,858
Capital Outlay	-	40,000	40,000
Total Expenditures	<u>140,268</u>	<u>180,268</u>	<u>169,858</u>
Excess (deficiency) of revenues over expenditures	<u>(18,924)</u>	<u>(58,924)</u>	<u>(45,792)</u>
SPECIAL ITEM			
Proceeds from sale of capital assets	-	-	9,000
Net change in fund balance	<u>(18,924)</u>	<u>(58,924)</u>	<u>(36,792)</u>
Fund balance - beginning	206,388	206,388	216,631
Fund balance - ending	<u>\$ 187,464</u>	<u>\$ 147,464</u>	<u>\$ 179,839</u>

Crowley County, Colorado
Budget and Actual
Revolving Loan Fund
For the year ended December 31, 2023

	<u>Budgeted Amounts</u>		<u>Actual Amounts, Budgetary Basis</u>
	<u>Original</u>	<u>Final</u>	
REVENUES			
Intergovernmental	\$ -	\$ -	\$ -
Charges for services	-	-	-
Total revenues	<u>-</u>	<u>-</u>	<u>-</u>
EXPENDITURES			
Current:			
General government	-	-	-
Total Expenditures	<u>-</u>	<u>-</u>	<u>-</u>
Excess (deficiency) of revenues over expenditures	<u>-</u>	<u>-</u>	<u>-</u>
Net change in fund balance	-	-	-
Fund balance - beginning	750	750	750
Fund balance - ending	<u>\$ 750</u>	<u>\$ 750</u>	<u>\$ 750</u>

Crowley County, Colorado
Budget and Actual
E-911
For the year ended December 31, 2023

	<u>Budgeted Amounts</u>		<u>Actual Amounts, Budgetary Basis</u>
	<u>Original</u>	<u>Final</u>	
REVENUES			
Charges for services	\$ 73,740	\$ 73,740	\$ 111,723
Investment earnings	380	380	6,667
Total revenues	<u>74,120</u>	<u>74,120</u>	<u>118,390</u>
EXPENDITURES			
Current:			
General government	500	500	500
Public Safety	39,650	39,650	36,680
Total Expenditures	<u>40,150</u>	<u>40,150</u>	<u>37,180</u>
Excess (deficiency) of revenues over expenditures	<u>33,970</u>	<u>33,970</u>	<u>81,210</u>
Net change in fund balance	33,970	33,970	81,210
Fund balance - beginning	238,357	238,357	279,939
Fund balance - ending	<u>\$ 272,327</u>	<u>\$ 272,327</u>	<u>\$ 361,149</u>

Crowley County, Colorado
Budget and Actual
Conservation Trust
For the year ended December 31, 2023

	<u>Budgeted Amounts</u>		<u>Actual Amounts, Budgetary Basis</u>
	<u>Original</u>	<u>Final</u>	
REVENUES			
Intergovernmental	\$ 40,000	\$ 40,000	\$ 58,086
Miscellaneous	2,000	2,000	8,677
Total revenues	<u>42,000</u>	<u>42,000</u>	<u>66,763</u>
EXPENDITURES			
Current:			
Culture and recreation	41,840	53,340	32,341
Capital Outlay	<u>20,000</u>	<u>104,304</u>	<u>114,552</u>
Total Expenditures	<u>61,840</u>	<u>157,644</u>	<u>146,893</u>
Excess (deficiency) of revenues over expenditures	<u>(19,840)</u>	<u>(115,644)</u>	<u>(80,130)</u>
Net change in fund balance	(19,840)	(115,644)	(80,130)
Fund balance - beginning	174,263	174,263	264,359
Fund balance - ending	<u>\$ 154,423</u>	<u>\$ 58,619</u>	<u>\$ 184,229</u>

Crowley County, Colorado
Budget and Actual
Contingent
For the year ended December 31, 2023

	<u>Budgeted Amounts</u>		<u>Actual Amounts,</u>
	<u>Original</u>	<u>Final</u>	<u>Budgetary Basis</u>
REVENUES			
Property taxes	\$ -	\$ -	\$ -
Total revenues	<u>-</u>	<u>-</u>	<u>-</u>
EXPENDITURES			
Current:			
General government	-	-	-
Total Expenditures	<u>-</u>	<u>-</u>	<u>-</u>
Excess (deficiency) of revenues over expenditures	<u>-</u>	<u>-</u>	<u>-</u>
Net change in fund balance	-	-	-
Fund balance - beginning	29,355	29,355	29,355
Fund balance - ending	<u>\$ 29,355</u>	<u>\$ 29,355</u>	<u>\$ 29,355</u>

Crowley County, Colorado
Budget and Actual
SERAHB
For the year ended December 31, 2023

	<u>Budgeted Amounts</u>		<u>Actual Amounts, Budgetary Basis</u>
	<u>Original</u>	<u>Final</u>	
REVENUES			
Intergovernmental	\$ -	\$ 236,887	\$ 558
Total revenues	<u>-</u>	<u>236,887</u>	<u>558</u>
EXPENDITURES			
Current:			
Public Safety	-	11,844	558
Capital Outlay	-	225,043	-
Total Expenditures	<u>-</u>	<u>236,887</u>	<u>558</u>
Net change in fund balances	-	-	-
Fund balances - beginning	-	-	-
Fund balances - ending	<u>\$ -</u>	<u>\$ -</u>	<u>\$ -</u>

Crowley County, Colorado
Budget and Actual
SECOR
For the year ended December 31, 2023

	Budgeted Amounts		Actual Amounts, Budgetary Basis
	Original	Final	
REVENUES			
Intergovernmental	\$ -	\$ -	\$ 162,818
Investment earnings	-	-	100
Total revenues	<u>-</u>	<u>-</u>	<u>162,918</u>
EXPENDITURES			
Total Expenditures	<u>-</u>	<u>-</u>	<u>-</u>
Excess (deficiency) of revenues over expenditures	<u>-</u>	<u>-</u>	<u>162,918</u>
Net change in fund balances	-	-	162,918
Fund balances - beginning	-	-	-
Fund balances - ending	<u>\$ -</u>	<u>\$ -</u>	<u>\$ 162,918</u>

The public report burden for this information collection is estimated to average 380 hours annually.

LOCAL HIGHWAY FINANCE REPORT	STATE:
	COLORADO
	YEAR ENDING (mm/yy): 12/23

This Information From The Records Of: CROWLEY COUNTY	Prepared By: LASHELLE BENBOW
---	---------------------------------

I. DISPOSITION OF HIGHWAY-USER REVENUES AVAILABLE FOR LOCAL GOVERNMENT EXPENDITURE

ITEM	A. Local Motor-Fuel Taxes	B. Local Motor-Vehicle Taxes	C. Receipts from State Highway-User Taxes	D. Receipts from Federal Highway Administration
1. Total receipts available				
2. Minus amount used for collection expenses				
3. Minus amount used for nonhighway purposes				
4. Minus amount used for mass transit				
5. Remainder used for highway purposes				

II. RECEIPTS FOR ROAD AND STREET PURPOSES		III. EXPENDITURES FOR ROAD AND STREET PURPOSES	
ITEM	AMOUNT	ITEM	AMOUNT
A. Receipts from local sources:		A. Local highway expenditures:	
1. Local highway-user taxes		1. Capital outlay (from page 2)	\$ 58,113
a. Motor Fuel (from Item I.A.5.)		2. Maintenance:	\$ 1,326,423
b. Motor Vehicle (from Item I.B.5.)		3. Road and street services:	
c. Total (a.+b.)		a. Traffic control operations	
2. General fund appropriations		b. Snow and ice removal	
3. Other local imposts (from page 2)	\$ 632,171	c. Other	
4. Miscellaneous local receipts (from page 2)	\$ 96,272	d. Total (a. through c.)	\$ -
5. Transfers from toll facilities		4. General administration & miscellaneous	\$ 17,048
6. Proceeds of sale of bonds and notes:		5. Highway law enforcement and safety	
a. Bonds - Original Issues		6. Total (1 through 5)	\$ 1,401,584
b. Bonds - Refunding Issues		B. Debt service on local obligations:	
c. Notes		1. Bonds:	
d. Total (a. + b. + c.)	\$ -	a. Interest	
7. Total (1 through 6)	\$ 728,443	b. Redemption	
B. Private Contributions		c. Total (a. + b.)	\$ -
C. Receipts from State government (from page 2)	\$ 750,779	2. Notes:	
D. Receipts from Federal Government (from page 2)	\$ -	a. Interest	
E. Total receipts (A.7 + B + C + D)	\$ 1,479,222	b. Redemption	
		c. Total (a. + b.)	\$ -
		3. Total (1.c + 2.c)	\$ -
		C. Payments to State for highways	
		D. Payments to toll facilities	
		E. Total expenditures (A.6 + B.3 + C + D)	\$ 1,401,584

IV. LOCAL HIGHWAY DEBT STATUS

(Show all entries at par)

	Opening Debt	Amount Issued	Redemptions	Closing Debt
A. Bonds (Total)				\$ -
1. Bonds (Refunding Portion)				\$ -
B. Notes (Total)				\$ -

V. LOCAL ROAD AND STREET FUND BALANCE (RECEIPTS AND DISBURSEMENTS ONLY)

	A. Beginning Balance	B. Total Receipts	C. Total Disbursements	D. Ending Balance	E. Reconciliation
	\$ 1,216,497	\$ 1,479,222	\$ 1,401,584	\$ 1,294,135	\$ -

Notes and Comments:

LOCAL HIGHWAY FINANCE REPORT

STATE:
 COLORADO
 YEAR ENDING (mm/yy):
 12/23

II. RECEIPTS FOR ROAD AND STREET PURPOSES - DETAIL

ITEM	AMOUNT	ITEM	AMOUNT
A.3. Other local imposts:		A.4. Miscellaneous local receipts:	
a. Property Taxes and Assessments	\$ 569,658	a. Interest on investments	
b. Other local imposts:		b. Traffic Fines & Penalties	
1. Sales Taxes		c. Parking Garage Fees	
2. Infrastructure & Impact Fees		d. Parking Meter Fees	
3. Liens		e. Sale of Surplus Property	
4. Licenses		f. Charges for Services	
5. Specific Ownership &/or Other	\$ 62,512	g. Other Misc. Receipts	\$ 96,272
6. Total (1. through 5.)	\$ 62,512	h. Other	
c. Total (a. + b.)	\$ 632,171	i. Total (a. through h.)	\$ 96,272
<i>(Carry forward to page 1)</i>		<i>(Carry forward to page 1)</i>	

ITEM	AMOUNT	ITEM	AMOUNT
C. Receipts from State Government		D. Receipts from Federal Government	
1. Highway-user taxes (from Item I.C.5.)	\$ 741,800	1. FHWA (from Item I.D.5.)	
2. State general funds		2. Other Federal agencies:	
3. Other State funds:		a. Forest Service	
a. State bond proceeds		b. FEMA	
b. Project Match		c. HUD	
c. Motor Vehicle Registrations	\$ 8,980	d. Federal Transit Administration	
d. DOLA Grant		e. U.S. Corps of Engineers	
e. Other		f. Other Federal	
f. Total (a. through e.)	\$ 8,980	g. Total (a. through f.)	\$ -
4. Total (1. + 2. + 3.f)	\$ 750,779	3. Total (1. + 2.g)	\$ -
<i>(Carry forward to page 1)</i>		<i>(Carry forward to page 1)</i>	

III. EXPENDITURES FOR ROAD AND STREET PURPOSES - DETAIL

	ON NATIONAL HIGHWAY SYSTEM (a)	OFF NATIONAL HIGHWAY SYSTEM (b)	TOTAL (c)
A.1. Capital outlay:			
a. Right-Of-Way Costs			\$ -
b. Engineering Costs			\$ -
c. Construction:			
(1). New Facilities			\$ -
(2). Capacity Improvements			\$ -
(3). System Preservation			\$ -
(4). System Enhancement And Operation		\$ 58,113	\$ 58,113
(5). Total Construction (1)+(2)+(3)+(4)	\$ -	\$ 58,113	\$ 58,113
d. Total Capital Outlay (Lines 1.a. + 1.b. + 1.c.4)	\$ -	\$ 58,113	\$ 58,113
<i>(Carry forward to page 1)</i>			

Notes and Comments:

Crowley County, Colorado
Schedule of Findings and Questioned Costs
December 31, 2023

Section I: Summary of Auditor's Results

Financial Statements

Type of report the auditor issued on whether the financial statements audited were prepared in accordance with GAAP: **Unmodified**

Internal control over financial reporting:		
• Material weakness(es) identified?	___ Yes	_X_ No
• Significant deficiency(ies) identified?	___ Yes	_X_ None Reported
Noncompliance material to financial statements noted?	___ Yes	_X_ No

Federal Awards

Internal control over major federal programs:		
• Material weakness(es) identified?	___ Yes	_X_ No
• Significant deficiency(ies) identified?	___ Yes	_X_ None Reported
Type of auditor's report issued on compliance for major federal programs:	Unmodified	
Any audit findings disclosed that are required to be reported in accordance with 2 CFR 200.516(a)?	___ Yes	_X_ No
Identification of major federal programs:		
Assistance Listing Number(s)	93.558 21.027	Name of Federal Program or Cluster
		TANF SLFRF Grant
Dollar threshold used to distinguish between type A and type B programs:	\$ <u>750,000</u>	
Auditee qualified as a low-risk auditee?	_X_ Yes	___ No

Section II: Financial Statement Findings

There were not any material weaknesses, fraud or illegal acts, violations of provisions of contracts or grants agreements, or abuse that could have a material effect on the financial statements.

Section III: Federal Awards Findings

There are not any findings that are required to be reported.

Crowley County, Colorado
Schedule of Expenditures of Federal Awards
for the year ended December 31, 2023

GRANT TITLE		FEDERAL	AMOUNT	
DEPARTMENT OF HEALTH & HUMAN SERVICES:	PASS THRU AGENCY	ALN	OF AWARD	
		NUMBER	EXPENDED	
Child Care - Title IV-B	Colo Dept of Human Services	93.645	\$ 23,021	
IV-E FC - Title IV-E	Colo Dept of Human Services	93.658	154,305	
IV-E Relative Guardianship	Colo Dept of Human Services	93.090	38,280	
Block Grant - Title XX	Colo Dept of Human Services	93.667	26,431	
IV-D ADMIN	Colo Dept of Human Services	93.563	68,171	
LEAP	Colo Dept of Human Services	93.568	15,133	
IV-E Adoption	Colo Dept of Human Services	93.659	91,789	
TANF	Colo Dept of Human Services	93.558	219,802	
CCDF Discretionary	Colo Dept of Human Services	93.596	12,854	
CRF Admin EJA	Colo Dept of Human Services	93.747	10,755	
Child Care Development Funds- Discretion	Colo Dept of Human Services	93.575	<u>21,446</u>	681,987
DEPARTMENT OF HEALTH & HUMAN SERVICES:				
Medicaid Title XX	Colo Dept of Health Care Policy & Fin.	93.778	<u>99,551</u>	99,551
DEPARTMENT OF TREASURY:				
SLFRF Grant Proceeds		21.027	154,981	
SLFRF Grant Proceeds		21.027	8,877	
Local Assistance and Tribal Consistency Fund		21.027	<u>56,214</u>	220,072
DEPARTMENT OF HEALTH & HUMAN SERVICES:				
Area Agency on Aging	Title III B	93.044	<u>9,499</u>	9,499
VETERANS AFFAIRS DEPARTMENT:				
Department of Veterans Affairs	Veterans Administration	64.047	<u>13,730</u>	13,730
DEPARTMENT OF AGRICULTURE:				
PILT		15.226	12,764	
Food Stamp Admin.	Colo Dept of Human Services	10.561	<u>76,492</u>	89,256
DEPARTMENT OF HOMELAND SECURITY:				
Department of Homeland Security	Dept of Homeland Security	97.042	<u>26,886</u>	<u>26,886</u>
TOTAL FEDERAL FINANCIAL AWARDS				<u><u>\$ 1,140,981</u></u>


NOTES TO THE SCHEDULE OF EXPENDITURES OF FEDERAL AWARDS

NOTE 1: BASIS OF PRESENTATION

The accompanying schedule of expenditures of federal awards includes the federal grant activity of Crowley County, Colorado and is presented on the modified accrual basis of accounting.

The County does not use the federal indirect cost rate of 10%.

The County did not have any sub-recipients during 2023.



Independent Auditor's Report

Board of County Commissioners
Crowley County, Colorado

We have audited, in accordance with auditing standards generally accepted in the United States of America and the standards applicable to financial audits contained in *Government Auditing Standards* issued by the Comptroller General of the United States, the financial statements of the governmental activities, the business-type activities, each major fund, and the aggregate remaining fund information of Crowley County (the "County") as of and for the year ended December 31, 2023, and the related notes to the financial statements, which collectively comprise the County's basic financial statements, and have issued our report thereon dated May 21, 2024.

Report on Internal Control over Financial Reporting

In planning and performing our audit of the financial statements, we considered the County's internal control over financial reporting (internal control) as a basis for designing procedures that are appropriate in the circumstances for the purpose of expressing our opinions on the financial statements, but not for the purpose of expressing an opinion on the effectiveness of the County's internal control. Accordingly, we do not express an opinion on the effectiveness of the County's internal control.

A *deficiency in internal control* exists when the design or operation of a control does not allow management or employees in the normal course of performing their assigned functions, to prevent, or detect and correct misstatements on a timely basis. A *material weakness* is a deficiency, or a combination of deficiencies, in internal control, such that there is a reasonable possibility that a material misstatement of the entity's financial statements will not be prevented or detected and corrected on a timely basis. A *significant deficiency* is a deficiency, or a combination of deficiencies, in internal control that is less severe than a material weakness, yet important enough to merit attention by those charged with governance.

Our consideration of internal control was for the limited purpose described in the first paragraph of this section and was not designed to identify all deficiencies in internal control that might be material weaknesses or significant deficiencies. Given these limitations, during our audit we did not identify any deficiencies in internal control that we consider to be material weaknesses. However, material weaknesses or significant deficiencies may exist that were not identified.

Report on Compliance and Other Matters


As part of obtaining reasonable assurance about whether the County's financial statements are free from material misstatement, we performed tests of its compliance with certain provisions of laws, regulations, contracts, and grant agreements, noncompliance with which could have a direct and material effect on the financial statements. However, providing an opinion on compliance with those provisions was not an objective of our audit and, accordingly, we do not express such an opinion. The results of our tests disclosed no instances of noncompliance or other matters that are required to be reported under *Government Auditing Standards*.

Purpose of this Report

The purpose of this report is solely to describe the scope of our testing of internal control and compliance and the results of that testing, and not to provide an opinion on the effectiveness of the entity's internal control or on compliance. This report is an integral part of an audit performed in accordance with *Government Auditing Standards* in considering the entity's internal control and compliance. Accordingly, this communication is not suitable for any other purpose.

rfarmer, llc

May 21, 2024



Independent Auditor's Report

Board of County Commissioners
Crowley County, Colorado

Report on Compliance for Each Major Federal Program

Opinion on Each Major Federal Program

We have audited Crowley County's (the "County") compliance with the types of compliance requirements identified as subject to audit in the OMB *Compliance Supplement* that could have a direct and material effect on each of the County's major federal programs for the year ended December 31, 2023. The County's major federal programs are identified in the summary of auditor's results section of the accompanying schedule of findings and questioned costs.

In our opinion, the County complied, in all material respects, with the compliance requirements referred to above that could have a direct and material effect on each of its major federal programs for the year ended December 31, 2023.

Basis for Opinion on Each Major Federal Program

We conducted our audit of compliance in accordance with auditing standards generally accepted in the United States of America (GAAS); the standards applicable to financial audits contained in *Government Auditing Standards* issued by the Comptroller General of the United States (*Government Auditing Standards*); and the audit requirements of Title 2 U.S. *Code of Federal Regulations* Part 200, *Uniform Administrative Requirements, Cost Principles, and Audit Requirements for Federal Awards* (Uniform Guidance). Our responsibilities under those standards and the Uniform Guidance are further described in the Auditor's Responsibilities for the Audit of Compliance section of our report.

We are required to be independent of the County and to meet our other ethical responsibilities, in accordance with relevant ethical requirements relating to our audit. We believe that the audit evidence we have obtained is sufficient and appropriate to provide a basis for our opinion on compliance for each major federal program. Our audit does not provide a legal determination of the County's compliance with the compliance requirements referred to above.

Responsibilities of Management for Compliance

Management is responsible for compliance with the requirements referred to above and for the design, implementation, and maintenance of effective internal control over compliance with the requirements of laws, statutes, regulations, rules and provisions of contracts or grant agreements applicable to the County's federal programs.

Auditor's Responsibilities for the Audit of Compliance

Our objectives are to obtain reasonable assurance about whether material noncompliance with the compliance requirements referred to above occurred, whether due to fraud or error, and express an opinion on the County's compliance based on our audit. Reasonable assurance is a high level of assurance but is not absolute assurance and therefore is not a guarantee that an audit conducted in accordance with GAAS, *Government Auditing Standards*, and the Uniform Guidance will always detect material noncompliance when it exists. The risk of not detecting material noncompliance resulting from fraud is higher than for that resulting from error, as fraud may involve collusion, forgery, intentional omissions, misrepresentations, or the override of internal control. Noncompliance with the compliance requirements referred to above is considered material, if there is a substantial likelihood that, individually or in the aggregate, it would influence the judgment made by a reasonable user of the report on compliance about the County's compliance with the requirements of each major federal program as a whole.

In performing an audit in accordance with GAAS, *Government Auditing Standards*, and the Uniform Guidance, we:

- Exercise professional judgment and maintain professional skepticism throughout the audit.
- Identify and assess the risks of material noncompliance, whether due to fraud or error, and design and perform audit procedures responsive to those risks. Such procedures include examining, on a test basis, evidence regarding the County's compliance with the compliance requirements referred to above and performing such other procedures as we considered necessary in the circumstances.
- Obtain an understanding of the County's internal control over compliance relevant to the audit in order to design audit procedures that are appropriate in the circumstances and to test and report on internal control over compliance in accordance with the Uniform Guidance, but not for the purpose of expressing an opinion on the effectiveness of the County's internal control over compliance. Accordingly, no such opinion is expressed.

We are required to communicate with those charged with governance regarding, among other matters, the planned scope and timing of the audit and any significant deficiencies and material weaknesses in internal control over compliance that we identified during the audit.

Report on Internal Control Over Compliance

A deficiency in internal control over compliance exists when the design or operation of a control over compliance does not allow management or employees, in the normal course of performing their assigned functions, to prevent, or detect and correct, noncompliance with a type of compliance requirement of a federal program on a timely basis. *A material weakness in internal control over compliance* is a deficiency, or a combination of deficiencies, in internal control over compliance, such that there is a reasonable possibility that material noncompliance with a type of compliance requirement of a federal program will not be prevented, or detected and corrected, on a timely basis. *A significant deficiency in internal control over compliance* is a deficiency, or a combination of deficiencies, in internal control over

compliance with a type of compliance requirement of a federal program that is less severe than a material weakness in internal control over compliance, yet important enough to merit attention by those charged with governance.

Our consideration of internal control over compliance was for the limited purpose described in the Auditor's Responsibilities for the Audit of Compliance section above and was not designed to identify all deficiencies in internal control over compliance that might be material weaknesses or significant deficiencies in internal control over compliance. Given these limitations, during our audit we did not identify any deficiencies in internal control over compliance that we consider to be material weaknesses, as defined above. However, material weaknesses or significant deficiencies in internal control over compliance may exist that were not identified.

Our audit was not designed for the purpose of expressing an opinion on the effectiveness of internal control over compliance. Accordingly, no such opinion is expressed.

The purpose of this report on internal control over compliance is solely to describe the scope of our testing of internal control over compliance and the results of that testing based on the requirements of the Uniform Guidance. Accordingly, this report is not suitable for any other purpose.

rfarmer, llc

May 21, 2024